



BIRINGER NURSERY

Wholesale growers of Fruit, Flowering, Shade Trees, and Deciduous Shrubs

FALL 2026 | SPRING 2027



New Varieties

Incrediball Storm Proof™ Hydrangea	4	Sunflare Apple In Semi And Dwarf	9
My Favorite Lilac	7		



Placing Order

Biringer Nursery accepting orders starting in June ending in March.

Fax 360-848-5959 Email Biringernursery@gmail.com or Mail to PO BOX 2809 Mount Vernon, WA 98273

Delivery / Self Pick Up

Self pick up anytime between January - March

Local Washington and Oregon delivers in January.

Canada ships starting second week of February.

MAKE SURE IMPORT PERMIT IS UP TO DATE FOR UPCOMING SHIPPING SEASON

Eastern Washington, Idaho and Montana delivers mid March.

East Coast ships in March.

Last day to cancel product December 1st.

Product available January-March 31st

Payment Options

Business Check, Bank Draft,

- Ach or wire. US transfer fee is \$15.00 & CANADA transfer fee is \$35.00 USD. **Please add to invoice total.**

Email confirmation REQUIRED.

To the Trade

PRICES: F.O.B. Mount Vernon, Washington. Prices herein are for the TRADE only and cancel all previous prices offered by us. Prices are based on present market conditions and are subject to change without notice.

ORDERS: Trees are bundled in quantities of 5 and whips in quantities of 10. Orders are booked subject to crop conditions or error in count, and with the understanding that the same shall be void should injury befall stock beyond our control.

DELIVERY: Minimum number of trees/shrubs per order is 200. Self pick up there is no minimum.

RESTOCK FEE: Restock fee is 25% plus any fees incurred. If cancellation of order or product after December 1st

TERMS: Payment due 30 days after shipping date.

Past due accounts are subject to 1.5% service charge on remaining balance per month.

DISCOUNTS: \$5,000 - \$10,000 5% Discount
\$10,000 & up 10% Discount

NSF: All return checks subject to \$25.00 service charge.

CANCELLATIONS: Orders cancelled in part or full after December 1st buyer is responsible to pay for reserved product that cannot be resold. 25% restocking fee.

SUBSTITUTIONS: If Biringer Nursery LLC is unable to furnish the size or grade of a plant material ordered by the buyer, Biringer Nursery LLC. reserves the right to supply the closest available size or grade.

W.S.F.T. A. FEE: RCW 15.13.310, 1% assessment on fruit and fruit related trees produced in Washington.

RECEIVING & ACCEPTANCE: Nursery stock is perishable. All shipment should be immediately and carefully unpacked/ inspected upon arrival. Then placed in cold storage, planted in field, heeled into sawdust bed or potted up.

Missing/broken trees & shrubs need to be noted to us on day of delivery invoice and emailed to receive credit. PICTURES ARE REQUIRED.

CLAIMS: All tree shortages and broken trees Biringer Nursery needs to be notified at time of delivery for credit.

Pictures are required for review for all credit claims or discount. Trees not leafing out credit claims need to be submitted by May.

We guarantee all nursery stock to be in good condition when shipped. Any unsatisfactory stock must be reported immediately and held for advice as to disposition. We do not guarantee plants to live after accepted in good condition and will at no time be responsible for more than the purchase price. All claims must be made within five (5) days of receipt of stock

PICTURES REQUIRED. We guarantee all nursery stock to be in good condition when shipped. Any unsatisfactory stock must be reported immediately and held for advice as to disposition. We do not guarantee plants to live after accepted in good condition and will at no time be responsible for more than the purchase price. All claims must be made within five (5) days of receipt of stock.

GUARANTEE: We give no warranty, express or implied, as to variety or productiveness of any nursery stock or plants we sell. Should any prove untrue to name as labeled, it is mutually agreed that our total liability, upon satisfactory proof, shall be limited to our replacing free or refunding the purchase price. We accept all orders subject to crop conditions, errors in counts and with the understanding that the same shall be void should injury befall the stock because of hail, fire, frost or other cause beyond our control. We reserve the right to ship one grade size substitute.

PICTURE TAGS: We provide picture tags with your tree order. Most varieties are available.

Please make it known on your order if you would like to receive tags for your products.

CERTIFICATION: Fruit trees, most flowering and shade trees are virus certified for shipments into Canada.



Look for plants with the
Proven Winners® logo



Look for plants with the maple
leaf available to Canada.

BIRINGER NURSERY

Wholesale growers of Fruit, Flowering, Shade Trees, and Deciduous Shrubs

P.O. Box 2809, Mount Vernon, WA 98273 • (360) 848-5151 • FAX (360) 848-5959

www.BiringerNursery.com • biringernursery@gmail.com



= Approved variety for shipment to Canada.

FALL 2026 | SPRING 2027 • www.BIRINGERNURSERY.com



1

Patent Trees & Shrubs
























Acer	Armstrong® \$0.75	Hydrangea (continued)	Quick Fire® PP1681 \$1.50	Prunus (continued)	Nadia® \$1.25
	Autumn Blaze® \$1.00	Malus	Beni Shogun Fuji® \$1.00	Prunus (continued)	Puente™ \$0.50
	Autumn Fantasy® \$1.00		Cosmic Crisp® (WA only) \$1.75		Puget Gold® \$0.75
	Autumn Flame® \$0.60		Enterprise® \$0.70		White Gold® \$1.00
	Main Street® \$1.00		Lucy Gem™ \$2.00		Royal Burgundy® \$0.85
	Brandy Wine® \$0.50		Lucy Glo™ \$2.00		Snow Fountain® \$0.75
	Burgundy Belle® \$0.90		Maslin® \$2.00		Sweetheart® \$0.75
	Karpick® \$0.50		Pink Lady® \$1.25		Tehranivee® \$1.00
	Legacy® \$0.90		Sunflare \$1.75		Vandelay® \$1.00
	Norwegian Sunset® \$1.50	Malus (Columnar)	Sunrise Magic® (WA only) \$1.75	Pyrus	Aristocrat® \$0.35
	October Glory® \$0.50		Zestar® \$1.00		Maxie® \$2.00
	Pacific Sunset® \$1.50				Reddy Robin P-109® \$2.00
	Red Sunset® \$1.00				Red Spire® \$0.50
Amelanchier	Autumn Brilliance® \$0.75				
Betula	Heritage® \$0.75				
	Dakota Pinnacle \$1.00				
Cercidiphyllum	Hanna's Heart® \$1.00				
Cornus	PW Arctic Fire® PP18523® \$1.15				
	Ivory Halo® \$0.35				
	PW Sgt. Pepper® \$1.40				
Forsythia	Gold Tide® \$0.45				
Fraxinus	Autumn Applause® \$0.70				
	Autumn Purple® \$0.50				
Hazelnut	Pollyo® \$0.50				
	McDonald® \$0.50				
	Wepster® \$0.50				
Hydrangea	PW Incredible® PP20571 \$1.75				
	PW Incredible Storm Proof™ \$1.75				
	PW Lets Dance Blue Jangle \$1.55				
	PW Lets Dance Arriba \$1.55				
	PW Limelight® PP12874 \$1.50				
	PW Limelight Prime® \$1.75				
	PW Little Lime® \$1.50				
	PW Little Lime Punch® \$1.75				
	PW Pink Diamond® \$1.00				
	PW Pinky Winky Prime® \$1.70				

Rootstock Info List





















FRUIT TREES			STOCK	HEIGHT
Apples				Apricot, Nectarines, Peaches & Plums
	Semi-Dwarf	M-106	14'-18'	Semi-Dwarf Marianna 2624
	Dwarf	M-26	12'-15'	Dwarf St. Julien A
	Mini-Dwarf	M-27	6'-9'	
				* Height listing may vary according to variety
Pears				COMBINATIONS & ESPALIERS TREES
	Semi-Dwarf	OHXF 97	14'-18"	STOCK
	Dwarf	OHXF 87	12'-16'	Apples Semi-Dwarf M-106
	Dwarf	Province Quince	12'-16'	Pears Dwarf Province Quince
Cherries				Cherries Semi-Dwarf Mazzard F 12-1
	Semi-Dwarf	Mazzard F 12-1	22'-28'	Cherries Dwarf Gisela 5
	Dwarf	Gisela 5	12'-15'	Plums & Fruit Cocktail Krymsk 1

























SHRUBS & BUSHES





















ACER GINNALA		3-4'	4-5'	5-6'	6-8'		
	Amur Maple Small and upright, with dense branching. Large, dark green leaves. 15-20 ft.						
AMELANCHIER		12-18"	18-24"	2-3'	3-4'	4-5'	5-6'
	Autumn Brilliance Serviceberry P.P. 5717 Fast growing, heavily branched. Reaches mature size early. Clusters of white flowers. Brilliant red fall color. Resistant to leaf spot. Edible fruit. 20' x 10'.						
BIRCH – BETULA		3-4'	4-5'	5-6'	6-8'	8-10'	
	Jacqumonti (Clump form) Whitest of all Birches. Shiny green leaves with golden fall color.						
	Heritage (Clump form) Fast growing cultivar of River Birch. Disease and pest resistant.						
	Paper Birch (Clump form) Creamy white exfoliating bark. Loose pyramidal form.						
BLUEBERRIES – VACCINIUM		12-18"	18-30"				
	Blue Crop Mid season, upright, very productive, large light blue fruit. Zone 4. 4' x 4'.						
	Blue Jay Early to mid-season. Medium to large fruit. Pleasant mild flavor. Zone 4 . 5' x 7'.						
	Chandler Mid season, Hardy, Highbush variety with a abundant harvest of large sweet berries. Perfect for fresh eating and cooking.						
	Duke Blooms late, ripens early, commercially heavy producer. Zone 4. 4' x 6'.						
	Earli Blue Early and sweet, ripens in June.						
	Jersey Mid to late season. Sweet, light blue fruit. Consistent producer. Zone 4. 5' x 7'.						
	Northland Extremely cold hardy. High sugar content, good for jams. Medium size fruit.						
	Pink Lemonade The first pink blueberry! Self-pollinating. Fruit ripens mid-late season.						
	Patriot Earliest ripening self-pollinating large sweet berries. Blooms white in the spring, dark green summer foliage, and fiery orange-red fall colors.						
	Sweetheart late spring early summer ripening, highbush. Self fertile. Sweet blueberry excellent for fresh eating , and baking. Medium size, hardy, productive.						
	Toro Very hardy plant. Heavy producer with large berries. Zones 2-7.						
CERCIDIPHYLLUM JAPONICUM		3-4'	4-5'	5-6'	6-8'		
	Katsura Multi-stem one of the most graceful weeping trees. Blue Green lush heart shaped leaves, on slender pendulous branches.						
DOGWOOD – CORNUS		12-18"	18-24"	2-3'	3-4'	4-5'	
	Arctic Fire® PP18523 A compact version of Bailey, red stemmed dogwood. 4 ft.						
	Blood Orange Mid sized dogwood. Orange stems bleeding into red tips						
	Ivory Halo® A compact variegated dogwood. Dark red winter twigs. 5-6 ft.						
	Kelseyi (Dwarf Red Twig) Compact growth habit. White fruits and flowers. Very adaptable. Height 2-3 ft.						
	Mid-Winter Flame Brightly colored stems, flickering yellow, orange and red. Mass plantings create a bonfire. Great for flower arrangements. Grows to 8 ft.						
	Red Twig (Bailey) An excellent red stemmed dogwood, beautiful in the winter. Porcelain blue fruits. Very adaptable. Height range 6-8 ft.						





























DOGWOOD – CORNUS – cont'd		12-18"	18-24"	2-3'	3-4'	4-5'
	<p>Sgt. Pepper® Green foliage with a creamy edge turning to bright pink in later summer months. deep red stems. Shrub grows to 6' high and wide. A dogwood for all seasons winter hardy</p>					
	<p> Varigated Red Twig (Elegantissima) Showy green and white leaves on red stems. Height range 6-8 ft.</p>					
	<p> Yellow Twig A golden-yellow stemmed dogwood. Excellent winter effects. White flowers and berries. Height 6-8 ft.</p>					
CORNUS KOUSA		2-3'	3-4'	4-5'		
<p> Chinensis Multi-stem Creamy white flowers with pink blush.</p>						
COTINUS		12-18"	18-24"	2-3'	3-4'	4-5' 5-6'
<p> Grace Wine red foliage turns plum red. Fall shades of orange-red. Summer pink flowers.</p>						
<p> Royal Purple Stunning dark purple leaves, turn scarlet red in fall. Zones 4-8.</p>						
EUONYMUS		12-18"	18-24"	2-3'	3-4'	
<p> Alatus Compacta (Dwarf Burning Bush) An excellent dwarf shrub with corky winged stems. Green spring and summer foliage. Turns brilliant red in autumn.</p>						
<p> Alatus (Burning Bush) Showy rounded to horizontal spreading shrub with corky winged stems. Green spring and summer foliage turns brilliant red in autumn. Nice natural form.</p>						
FORSYTHIA		12-18"	18-24"	2-3'	3-4'	4-5'
<p> Gold Tide - Dwarf Low growing and spreading, lemon-yellow flowers, light green foliage. Great for mass plantings or ground cover. 2 -3 feet height x 4 foot spread.</p>						
<p> Lynwood Gold Upright with excellent yellow color. One of the first spring bloomers. Great for cut flowers. Height range 5-7 ft.</p>						
<p> Spring Glory Large pale flowers, with very heavy blooming habit. Upright with arching form. Height range 6-8 ft.</p>						
FORSYTHIA – TREE FORM		3-4'	4-5'	5-6'	6-8'	
<p> Lynwood Gold (tree form) Upright with excellent yellow color. One of the first spring bloomers. Great for cut flowers. Height range 5-7 ft.</p>						
HYDRANGEA		9-12"	12-18"	18-24"	2-3'	3-4' 4-5'
<p> Annabelle Large 10" white flower heads. Medium green foliage. Height 4 feet mound shaped. Many uses for these beautiful blooms.</p>						
<p> Ayesha Pale pink, lilac shaped flowers. Large flower head, rare scented from the "Hortensia" group.</p>						
<p> Blue Wave Deep blue lace cap, vigorous grower, late blooming.</p>						
<p> Forever Blue Hardy hydrangea, blue mophead flowers. Blooms throughout the summer. 3-5 ft.</p>						
<p> Glowing Embers Dark, glossy green leaves with red tint. Large reddish-pink flower clusters.</p>						
<p> Incrediball® PP20571 An improved version of Annabelle. Produces full, huge flower heads, which open green then mature to white. Very cold hardy.</p>						
<p> Incrediball Storm Proof™ Stout and study steams with white blooms that age to light green from summer to frost. Can stand heavy rains. Height and width up to 4 feet. Flowers in late spring/early summer.</p>						
<p> Lets Dance Arriba Pinkish blue mop head. Dark green foliage.</p>						



HYDRANGEA – cont'd		9-12"	12-18"	18-24"	2-3'	3-4'	4-5'
 Lets Dance Blue Jangles Deep blue mop head flower, compact growth							
 Limelight® PP12874 Large blooms with a unique chartreuse green color. Strong stems, long lasting and great cut & dried flowers 6-8 ft.							
 Limelight Prime® Green turning bright pink and red shades in fall. Mature height 6' Spread 5'							
 Little Lime® Compact version of Limelight®. White conical flowers. Grow to 3-4 ft.							
 Little Lime Punch® Flower Colors: Green, Pink, Red and white White. Red in the fall. Mature size 5' by 5'							
 Madame Emile Mouillere Clusters of white flowers. grows 6-8'. good insect and disease resistant.							
 Nikko Blue Large globe shaped flowers vary in blue color according to soil acidity. Excellent for dried cut flowers. Height range 4-5 ft.							
 Pee Gee Large conical white flowers, turning pinkish-bronze in autumn. Great in arrangements.							
 Penny Mac A hardy hydrangea, blue mophead flowers. Continuous summer blooms. 3-5 ft.							
 Pink Diamond Pink buds open white, turning to pink and dark green leaves. Mature height 7' Spread 7'							
 Pinky Winky Prime® Like the original pinky winky, but with fuller, larger, and brighter pink blooms. blooms starting with turning hot pink from the bottom to the top.							
 Prezosa 3-4' full sun upright habit, forms a compact round bush. Pinkish-red to violet, foliage light green, red veins.							
 Quick Fire® PP16812 Early blooming. Large white pyramidal shaped flower heads, turning pink with maturity. Grows 6-8 ft.							
 Unique Double white, extremely large flowers, 6-8 ft.							
ILEX		9-12"	12-18"	18-24"	2-3'	3-4'	
 Jim Dandy Upright cultivar with an upright growing habit. Late spring white flowers with green foliage. Gets a height of 6 feet and spreads up to 8 feet.							
 Red Sprite Slow growing hardy Shrub with bright red berries. Early blooming white flower in spring.							
 Southern Gentlemen Male Clone. Dark Green foliage, rounded form. Produces no berries.							
 Winter Red Female clone. Green foliage, red berries. Requires a male pollinator like Southern Gentlemen.							
PRIVET – LIGUSTRUM		18-24"	2-3'	3-4'	4-5'	5-6'	
 California Privet Semi-evergreen shrub grows rapidly to 15 feet, has dark green leaves and white, heavy scented flowers. Makes a great hedge.							
PHILADELPHUS – MOCK ORANGE		12-18"	18-24"	2-3'	3-4'	4-5'	
 Illuminati Arch® Has Deep Green Foliage All Season Long. White Flowers In Early Summer. The White Flower Cascades Brings A Fragrance Of An Old Fashion Mock Orange.							
 Illuminati Spark® Gold variegated leaf, white flowers, rounded bush. Fragrant. 4' tall & wide							
 Illuminati Spice® White double flowers, citrus fragrance, strong upright branching. 4' tall & wide drought tolerant. Mature Height 4' spread 2'							

PHILADELPHUS – MOCK ORANGE – cont'd		12-18"	18-24"	2-3'	3-4'	4-5'	
  Illuminati Tower® Very fragrant white flowers in late spring/early summer. Deer resistant.							
 Minnesota Snowflake Vigorous grower. Double white flowers, very fragrant. Height range 6-8 ft.							
 Virginalis-philidelphus 4-6'. White, fragrant, semi-double flowers. Broad branches. May-June.							
NINEBARK – PHYSOCARPUS		12-18"	18-24"	2-3'	3-4'	4-5'	
 Darts Gold A small upright shrub with white flowers and golden foliage with deeply lobed leaves. Drought tolerant. 4-5 ft. Zone 3.							
 Diablo Deep reddish-purple 3 lobed leaf foliage with creamy white clusters of flowers and textured bark. Great for hedges.							
 Red Barron Upright spreading habit. Tan peeling bark with Clusters of white to pink flowers followed by red berries. Deep burgundy serrated foliage. Mature Height 8' Spread 6'							
NINEBARK – PHYSOCARPUS (TREE FORM)		3-4'	4-5'	5-6'	6-8'		
 Diablo (tree form) Deep reddish-purple 3 lobed leaf foliage with creamy white clusters of flowers and textured bark. Great for hedges.							
FLOWERING PLUM – PRUNUS		12-18"	18-24"	2-3'	3-4'	4-5'	5-6'
 Cistena An upright shrub, with reddish- purple foliage. Single light pink, fragrant flowers. Very hardy. Height range 5-7 ft.							
FLOWERING CURRANT – RIBES		12-18"	18-24"	2-3'	3-4'	4-5'	
 King Edwards Red crimson flowers, blue/black berries. Blooms April-May, attracts hummingbirds. 5-6 ft.							
 White Icicle slender dropping clusters of white flowers, fragrant, edible blue- black fruit.							
RIBES – TREE FORM		3-4'	4-5'	5-6'	6-8'		
 King Edwards (tree form) Red crimson flowers, turning to blue/blackberries. Blooms April-May, attracts hummingbirds. 5-6 ft.							
SALIX		2-3'	3-4'	4-5'	5-6'	6-8'	
 French Pussywillow Early spring silver grey catkins used in flower arrangements. Height 12-15 ft.							
 Golden Corkscrew Golden spiral twisted branches. Yellow fall color.							
SPIREA		9-12"	12-18"	18-24"	2-3'	3-4'	4-5'
 Anthony Waterer Attractive rose-pink flowers. Blooms continuously through spring and summer. Reddish-purple color. Compact shrub, height 2-3 ft.							
 Darts Red Deep carmine red flowers, fading to pink. Does not produce albino shoots. (Similar to Anthony Waterer). 2 -3 ft.							
 Gold Flame Outstanding golden foliage turning green in summer. Orange fall color. Clusters of pink flowers throughout the summer. Height 2-3 ft.							
 Little Princess Dainty miniature habit, with rose-crimson and white flowers. Growth rate slow, height 2-3 ft.							
 Magic Carpet Dwarf shrub, grows up to 2 ft. Red tipped leaves, pink-purple summer flowers.							
 Neon Flash Deep pinkish-red blooms, foliage reddish purple turning green later in summer, beautiful burgundy fall color. Very dense mounding shape. Grows to 3 ft.							



SPIREA – cont'd		9-12"	12-18"	18-24"	2-3'	3-4'	4-5'
	Snowmound Rounded bushy habit. Dense, dark blue-green foliage. Small clusters of white flowers. Height 4' - 5'.						
	Vanhouttei Blue-green foliage with graceful, weeping form. Pure white clusters of flowers, profuse bloomer. Height 7 ft.						
LILACS – SYRINGA		12-18"	18-24"	2-3'	3-4'	4-5'	
	Agrincourt Beauty Single, Large, Violet Purple.						
	Beauty of Moscow Russian cultivar. Large, fragrant, double white flowers with pink. Zones 3-7.						
	Belle De Nancy Double pink very fragrant.						
	 Bloomerang® PP20575 Compact, mounding variety. Reblooming lavender flowers. Good for cutting. Fragrant. Deer resistant.						
	Charles Joly Double red-purple, highly fragrant.						
	Common Purple Light purple, single flowers. Early blooming.						
	Common White Vigorous growth and attractive upright form single flower richly scented blooms arrive mid-spring to early summer. Good for hedging landscape. Low maintenance, deer resistant and attracts butterflies.						
	Edward J Gardner Double pink blooms.						
	Fiala Remembrance Fragrant, creamy, double opening white flower. Deer resistant.						
	Katherine Havemeyer Double lavender pink.						
	Ludwig Spaeth Single deep purple.						
	Miss Ellen Willmont Fragrant, double creamy white, old fashioned.						
	Miss Kim Dwarf, pale purple						
	Mme. Lemoine Double white.						
	Monge Single purple.						
	My Favorite Intensely Fragrant French Lilac. Double Dark Lavender Flower.						
	Pocahontas Single deep violet blooms.						
	President Grevy Double blue.						
	Primrose Single yellow.						
	Sensation Single purple florets with white border.						
	Yankee Doodle Large single deep purple flowers. Fragrant and deer resistant.						
	Vesper Song Single violet blooms. Fragrant						
	Wedgewood Blue Single blue.						





VIBURNUM

12-18" 18-24" 2-3' 3-4' 4-5'

- 
Autumn Jazz
 Graceful, upright, vase shaped. 8-10 ft.
- 
Burkwoodii
 Graceful, upright, vase shaped. 8-10 ft.
 Fragrant white flowers, blooms Feb-March, dark evergreen type foliage,
 bluish-black fruit.
- 
Chicago Luster
 Upright, rounded habit. 10 x 10' spread. Creamy white flowers followed by
 blue-black fruit in the fall. Drought tolerant.
- 
Korean Spice
 Pink buds open to white snowball flowers. Blue/black fruit. Fragrant. 6'.
- 
Common Snowball (Opulus Sterile)
 Bright green foliage, changing to reddish fall color. Blooms profusely with
 white snowball-like flowers. Very appealing. Height 8-10 ft.
- 
Shasta
 White lacecap flower. Twice as wide as it is tall. Height 6' Spread 10', Zone 5-8.
- 
Tomentosum Mariesii (Maries Doublefile)
 Horizontal grower, with distinctive creamy, white flower. Blooms late spring
 into summer. Has a striking reddish-purple fall color. Height 8-10 ft.

WEIGELA

9-12" 12-18" 18-24" 2-3' 3-4' 4-5'

- 
Red Prince
 Hardy, nonfading red flowers. 6 ft. Upright, branches at maturity. Blooms twice!
- 
Varigated
 Green and white foliage, pink flowers. 4-6 ft.
- 

Wine & Roses® PP10772
 Long bloom season, dark purple burgundy foliage

FRUIT TREES

APPLE TREES MALUS – SEMI AND DWARF

Whip LT 9/16" 11/16" 7/8" 1"

-  **Akane**
Attractive red "Lunch Box" apple. Dessert quality, good to excellent tart, sprightly flavor. Late Aug. to Sept.
- Ashmead Kernal**
Dessert apple. Green and yellow with golden russet. Sweet, tart and nutty. Scab resistant. Heirloom apple.
-  **Benji Shogun Fuji®**
Crisp, juicy and very sweet Japanese apple. Beautiful red color. Ripens one month earlier than Fuji. September.
-  **Braeburn**
Medium size, golden red apple. Excellent flavor, matures late, keeps well.
-  **Bramley**
Large green/yellow. Ripens early October. Scab and mildew resistant.
- Centennial**
Elongated fruits, white scarlet blush. Crisp, sweet flavor. Compact tree, scab resistant. Mid August.
-  **Chehalis**
Large, yellow-green, mild sweet flavor, juicy and crisp eating apple. Scab resistant. Mid-Sept. to early Oct.
-  **Cortland**
Dark red, heavy producer. Flesh stays white even after cutting, great for apple cider, cooking and fresh cut in salads.
- Cosmic Crisp® WASHINGTON STATE ONLY**
Red juicy apple. Perfect sweetness and tartness. Excellent eating apple.
-  **Cox Orange Pippin**
Medium size, orange-red over yellow, firm, aromatic. Late Sept. to early Oct.
-  **Dolgo Crab**
Crimson colored fruit. 1 1/2 inches in size. Great pollinizer for most apples. High disease resistance.
-  **Early Pink Lady (Maslin®)**
Limb sport of Pink Lady which matures 3-4 weeks earlier.
-  **Empire** McIntosh-delicious cross, dark red, medium size. Juicy, crisp, stores well.
- Enterprise** Apple scab immune. Resistant to fire blight. Medium size, dark red.
-  **Fuji** Sweet-tart flavor, yellowish apple with orange-red blush stripes.
-  **Gala** Bright scarlet stripe over yellow. Excellent quality. Mildew resistant.
-  **Granny Smith** Late maturing. Large green apple, tart.
-  **Gravenstein**
Red striped over yellow, firm, juicy, crisp. All-time favorite. Early fall.
-  **Honeycrisp®** Ripens late September. Big red apple, crisp, juicy. Keeps well.
-  **Jonagold** Red striped over yellow. Good dessert and canning. Late Oct.
-  **King** Large, waxy yellow with red striping, crisp and sweet. Mid-to-late Oct.
-  **Liberty** Red, crisp and juicy. Disease-resistant variety. Oct.
-  **Lodi** Larger and later than Yellow Transparent. Also firmer, less mealy. August.
-  **Lucy Gem™** Yellow striking red flesh juicy and crisp with complex berry-like flavors.
-  **Lucy Glo™** Blushing gold skinned. The flesh colors, red, pink, and white hues. Sweet- Tart flavor
-  **Macoun** Medium, red striped on green. Sweet, crisp and juicy. Mid-Oct.
-  **Melrose**
Medium to large, red apple, aromatic. Excellent for storage. Bears heavily. Cross between Jonathan and Delicious. Late Oct.
-  **Mutsu** Very large yellow-green apple. Crisp and juicy, tart.
-  **Northern Spy** Large, reddish, sprightly flavor. A good keeper. Late.
-  **Pink Lady®** Large crisp, sweet tart apple. Pink blush, yellow skin. Early bloom.
-  **Pink Pearl** Yellow with red blush. Pink flesh, late August.
- Pristine**
Medium size yellow fruit, crisp and mildly tart. Ripens in August. Great for fresh eating, applesauce and baking. Good disease resistance.

APPLE TREES MALUS – cont'd

Whip LT 9/16" 11/16" 7/8" 1"

-  **Red Delicious** Big red dessert apple. Late September - Mid October.
-  **Red Gravenstein** Large, red, firm flesh, crisp, good flavor. Early Fall.
-  **Red Jonagold** Same as Jonagold, bright red fruit.
-  **Red McIntosh**
Medium to large, bright red with white, tender flesh. Fall.
-  **Rosey Glow**
Best early apple, bright red, yellow blush. Great for fresh eating & cooking, Mid-Aug.
-  **Snowsweet®**
Sweet with tart overtone. Bronze-red color. Snow white flesh, slow in oxidizing and turning brown after slicing. Cross between Sharon and Connell red.
-  **Spartan**
Dark red, crisp, excellent flavor. Good storage. Heavy bearing. Mid-Oct.
-  **Summer Red**
Medium, bright red, tart and juicy. Annual bearer. Late Aug.
-  **Sunflare™ WASHINGTON STATE ONLY**
A tart yet sweet, crunchy and juicy cross between a Honeycrisp and Pink Lady® apple. Small to medium size apple. Bi-colored apple skin (yellow with red accents). Early bloomer.
-  **Sunrise Magic® WASHINGTON STATE ONLY**
Pinkish-red, sweet, moderate acidic apple. A cross between Splendour and Gala. First apple released by WSU.
-  **Whitney Crab**
Best eating crabapple. Good producer.
-  **William's Pride**
Disease resistant, bright red apple. Heavy producer.
-  **Yellow Delicious**
Yellow, aromatic, crisp, excellent eating and cooking. Late.
-  **Yellow Transparent**
Med.-large, tender, tart, good cooking. Late July-Aug.
-  **Zestar®**
Excellent sweet tart balance with a slight flavor of brown sugar. Light crisp and juicy. Great quality and cold hardy. Early apple. Great storing apple.

APPLE TREES – MALUS – MINI DWARF ON M27

Whip LT 7/16" 9/16" 11/16" 7/8"

-  **Akane**
-  **Beni Shogun**
-  **Braeburn**
-  **Chehalis**
-  **Cosmic Crisp® WASHINGTON STATE ONLY**
-  **Fuji**
-  **Gala**
-  **Granny Smith**
-  **Gravenstein**
-  **Honeycrisp®**
-  **Jonagold**
-  **Liberty**
-  **Melrose**
-  **Pink Lady®**
-  **Spartan**



COLUNADE APPLE – MALUS – SEMI

1 Yr Whip 2 Yr

-  **Golden Sentinel®**
Large yellow fruit, mid Sept. Good eating and baking. Upright growth. 8-12'.
-  **North Pole®**
Large red, early Sept. Good cider, baking and eating. Upright growth. 8'-12'.
-  **Scarlet Sentinel®**
Large yellow with red blush. Juicy sweet, late Sept. Good keeper. 8' - 10'.
-  **Urban Blushing Delight®**
Apple turns blush Red to Yellow 8-10 feet Zone 4-7 Pollinates Urban Tasty Red.
-  **Urban Golden Treat**
Green and gold medium sized tart apple. Columnar's great for small backyards on porch in pot. 8-10' tall.



COLUNADE APPLE – MALUS – SEMI – cont'd 1 Yr Whip 2 Yr

-  **Urban Tanga Green™**
Crisp texture, lime green color and a sweet/tart flavor. It ripens early mid-season. Mature Height 8' Columnar. Any of the other Urbans will pollinate each other.
-  **Urban Tasty Red®**
Red medium sized firm fruit that's sweet and juicy. Ripens in mid September.

APPLES ON ANTONOVKA

Whip LT 9/16" 11/16" 7/8" 1"

-  **Battleford**
Hardy cultivar. Large yellow, red stripes. Great for cooking. Mid Sept. Zone 2.
-  **Goodland**
Large, creamy yellow with a splash of red apple. Excellent fresh eating and cooking apple. Fruit ripens mid-September and stores well. Zone 3.
-  **Haralson**
Red crisp, tart fruit. Bears fruit in 2nd year. Extreme winter hardy. Zone 2-7.
-  **Honeycrisp®**
Ripens late September. Big red apple, crisp, juicy. Keeps well.
-  **Lucy Gem™** Yellow striking red flesh juicy and crisp with complex berry-like flavors.
-  **Lucy Glo™** Blushing gold skinned. The flesh colors, red, pink, and white hues. Sweet- Tart flavor
-  **Norland**
A juicy, early, red striped apple. Good for fresh eating, cider, sauce, and pies. A natural dwarf, producing fruit at a young age. A very hardy cultivar. Zone 2.
-  **Parkland**
Similar to Norland. Small fruit. Good for eating and cooking. Zone 2.
-  **Red Macintosh**
Medium to large, bright red with white, tender flesh. Fall.
-  **September Ruby**
Medium sized red apple, with light green flesh. Excellent for fresh eating and cooking. Vigorous grower, ripens in early September. Stores well. Zone 2.
-  **Spartan**
Dark Red, Crisp with excellent flavor, heavy bearing. Mid. Oct.

PEAR TREES – PYRUS – SEMI AND DWARF

Whip LT 9/16" 11/16" 7/8" 1" 1 1/4"

-  **Anjou**
Medium to large, fine flavor, good keeper. Mid-late ripening.
-  **Bartlett**
Medium to large very sweet, tender. Excellent eating and canning. Early Sept.
-  **Bosc**
Medium to large, long-necked, fine flavor. Mid-season.
-  **Clapp's Favorite**
Resembles Bartlett, sweet, aromatic and juicy. Mid-Aug.
-  **Comice**
Large fruit, thick-skinned. Best when stored 1-2 months.
-  **Conference**
Medium size, golden speckled, long necked pear. Sweet and spicy flavor. Sep.
-  **Early Gold**
Self pollinator but will increase production with pollinator. Great for canning, baking, cooking and fresh eating. Small greenish sweet and crisp texture fruit with hints of gold and white flesh. Early fall harvest Fire blight resistant.
-  **Flemish Beauty**
Medium to large, yellow with red blush, good canner. Just after Bartlett.
-  **Gold Spice**
Yellow with red blush. Fireblight resistant. Great pollinizer. Zone 3.
-  **Highland**
Medium to large, needs month storage for best quality, will keep until Jan. Excellent quality, sweet rich flavor, smooth and juicy. Early Oct.
-  **Maxie**
Cross between Nijissiki and Red Bartlett. Yellow/gold with red blush. Resistant to leaf and pear fruit scab. Early maturing.
-  **Moon Glow**
Blight resistant, vigorous grower, yellow fruit, ripens week after Bartlett.
-  **Orcas**
Large, sweet mild flavor, good for canning and drying. Sept.



PEAR TREES – PYRUS – cont'd

Whip LT 9/16" 11/16" 7/8" 1" 1 1/4"

- 
Red Bartlett
 Like Bartlett except bright red skin and somewhat sweeter.
- 
Red Clapp's
 Like Clapp's, except skin is red.
- 
Reddy Robin (P-109)
 Cross between an Asian and European Pear. Looks and tastes like an apple.
- 
Rescue
 Large, sweet mild flavor, orange-yellow skin and good producer. Late Aug.
- 
Summercrisp
 Green with a red blush. Hardest pear from University of Minnesota. Zone 4.
- Ubilean**
 Large disease resistant variety from Yugoslavia. Vigorous and productive. Juicy, sweet greenish fruit with red blush. Ripens in late July.

ORIENTAL PEARS – PYRUS – SEMI AND DWARF

Whip LT 9/16" 11/16" 7/8" 1" 1 1/4"

- 
Ari-Rang
 Large brown skinned pear.
- 
Chojuro
 Medium round, brown-skinned, mildly sweet, texture firm and crisp. Mid-Aug.
- 
Hosui
 Medium-large brown skinned pear. Crisp sweet flavor. Early September.
- 
Kosui
 Medium to large, brown-skinned, crisp, sweet spicy and aromatic. Mid-Sept.
- 
Nijisseiki
 Medium round, greenish yellow, firm, crisp and juicy, good quality. Late Aug.
- 
Shinglo
 Golden brown skin, ripens early Aug. Average size, sweet, juicy, excellent flavor.
- 
Shinko
 Brown-skinned, crisp, sweet to sub-acid. Mid-Oct.
- 
Shinseiki
 Medium round, yellow-skinned, crisp and juicy. Mid-Aug.

QUINCE – PYRUS – SEMI AND DWARF

Whip 9/16" 11/16" 7/8"

- Orange Quince**
 Large yellow fruit, orange tinted flesh, turns red when cooked. Self fertile.
- Pineapple Quince**
 Medium sized yellow round fruit. Has pineapple like flavor. Ripens in October. Big white blossoms. Self fertile. Use in apple cider and jellies.
- Smyra Quince**
 Self fertile. Large yellow pear shaped, winter hardy and disease resistant. Great for cooking and jellies.

HARDY PEARS ON USSURIENSIS

Whip LT 9/16" 11/16" 7/8" 1"

- 
Comice
 Large fruit, thick-skinned. Best when stored 1-2 months.
- 
Early Gold
 Self pollinator but will increase production with pollinator. Great for canning, baking, cooking and fresh eating. Small greenish sweet and crisp texture fruit with hints of gold and white flesh. Early fall harvest Fire blight resistant.
- 
Flemish Beauty
 Medium to large yellow with red blush, fine flavor, good canner.
- 
Gold Spice
 Small very hardy pear. Yellow with a red blush. Fireblight resistant. Best for canning and spicing. Great pollinizer. Zone 3.
- 
Summercrisp
 Green with a red blush. Hardest pear from University of Minnesota. Zone 4.
- 
Ure
 Small greenish-yellow pear with good texture. Fruit ripens mid-September. Excellent for fresh eating, dessert, and fresh canning. Zone 2.

CHERRY TREES – ON MAZZARD ROOTSTOCK

Whip LT 9/16" 11/16" 7/8" 1" 1 1/4"

- 
Angela
 Large, black, resists cracking and disease, ripens like Bing. Mid-season.
- 
Bing
 Top quality, large juicy and sweet black cherry. Mid-season.



CHERRY TREES – ON MAZZARD– cont'd

Whip LT 9/16" 11/16" 7/8" 1" 1 1/4"

-  **Black Gold**
Large, deep red, sweet cherry. Late blooming. Self-fertile.
-  **Evans**
Compact, sour. Red fruit. Hardy. Good for pies and jams. Self-pollinating.
-  **Glacier®**
Large, dark cherry, self-fertile.
-  **Lapin**
Self-fertile. Dark, crack-resistant, good pollinizer.
-  **Kirsten**
Dark, crack resistant. Heavy producer.
-  **Montmorency**
Sour cherry, small, bright red, soft, juicy, fruit. Self-fruitful. Mid season.
-  **Morello**
Dark red fruit, pie cherry. good quality, highly productive. Late July.
-  **North Star**
Compact, sour. Heavy producer. Hardy and disease resistant. Self-pollinating.
-  **Rainier**
Yellow skin, pink blush, ripens before Bing. Larger than Royal Ann, good pollinizer.
-  **Royal Ann**
Light yellow fruit with pink blush, tender, crisp, sprightly flavor. Mid-season.
-  **Sam**
Large, jet-black, firm, heart-shaped fruits of good quality. Highly resistant to cracking, good pollinizer, one week earlier than Bing.
-  **Stella**
Red fruit, self-fertile, good pollinizer. Mid-season.
-  **Sweetheart**
Self fertile sweet cherry. Bright red fruit. Ripens late July.
-  **Tehraniivee**
Self fertile sweet cherry. Beautiful mahogany colored. Excellent flavor with sweetness. Ripens end of July. Cross between Van and Stella
-  **Van**
Black shiny fruit, firmer and slightly smaller than Bing and ripens about same time. Heavy bearing tree and a good pollinizer.
-  **Vandalay**
Large black, self fertile cherry. Crack and canker resistant. Ripens mid season.

CHERRIES – ON DWARF GISELA ROOTSTOCK™

Whip LT 9/16" 11/16" 7/8" 1"

-  **Angela**
Large, black, resists cracking and disease. Ripens like Bing. Mid-season.
-  **Bing**
Top quality, large juicy and sweet black cherry. Mid-season.
-  **Black Gold**
Large, deep red, sweet cherry. Late blooming. Self-fertile.
-  **Carmine Jewel**
Combination of a sweet and sour cherry. Easy to grow, cold hardy, resistant to pest and diseases. Wine colored. Self-pollinating.
-  **Early Burlat**
Large, firm, red meaty. Fruits of excellent quality. Ripens in June.
-  **Evans**
Compact, sour. Bright red fruit. Extremely hardy. Good for pies and jams. Self-pollinating.
-  **Glacier®**
Large, dark cherry, self-fertile.
-  **Kirsten**
Dark, crack resistant. Heavy producer.
-  **Lapin**
Self-fertile. Dark, crack-resistant. Good pollinizer.
-  **Montmorency**
Sour cherry, small, bright red, soft, juicy, sweet-tart. Self-fruitful. Mid-season.
-  **Morello**
Dark red fruit, pie cherry. Good quality, highly productive. Late July.
-  **North Star**
Self Fertile. Extreme Hardy crack resistant sour cherry ripens mid-June to mid-July.
-  **Rainier**
Yellow skin, pink blush, ripens before Bing. Larger than Royal Ann, good pollinizer.
-  **Royal Ann**
Light yellow fruit with pink blush, tender, crisp, sprightly flavor. Mid-season.



CHERRIES – ON DWARF GISELA™ – cont'd

Whip LT 9/16" 11/16" 7/8" 1"

-  **Sam**
Large, jet-black, firm, heart-shaped fruits of good quality. Highly resistant to cracking, good pollinizer, one week earlier than Bing.
-  **Stella**
Red fruit, self-fertile, good pollinizer. Mid-season.
-  **Tehranivee**
Self fertile sweet cherry. Beautiful mahogany colored. Excellent flavor with sweetness. Ripens end of July. Cross between Van and Stella
-  **Surefire**
Late flowering. Tolerates frosts and produces crack resistant cherries. Fire engine red color. So highly regarded, it is the first sour cherry.
-  **Sweetheart**
Self fertile sweet cherry. Bright red fruit. Ripens late July.
-  **Van**
Black shiny fruit, firmer and slightly smaller than Bing and ripens about same time. Heavy bearing tree and a good pollinizer.
-  **Vandalay**
Large black, self-fertile cherry. Crack and canker resistant. Ripens mid-season.

CHERRIES – ON OWN ROOT

Whip LT 9/16" 11/16" 7/8" 1"

-  **Carmine Jewel**
Combination of a sweet and sour cherry. Easy to grow, cold hardy, resistant to pest and diseases. Wine colored. Self-pollinating.
-  **Crimson Passion**
Dark red large fruit. Tart cherries but also sweet enough for fresh eating. Self-pollinating.

EUROPEAN PLUM TREES – DOMESTICA

Whip LT 9/16" 11/16" 7/8" 1" 1 1/4"


























-  **Blue Damson**
Small, purple or blue-black, green flesh, very tart. Excellent For preserves and jams.
-  **Brooks**
Early Italian strain, purple.
-  **French Prune**
Small to medium, red/black. Sweet. Good for canning and drying. Late.
-  **Green Gage**
Medium, round, greenish yellow with amber flesh. sweet, good flavor, good for eating, cooking, canning or jam. Mid-season.
- Imperial Epineuse**
European type, medium sized oval fruit, purple-blue skin, yellow flesh, freestone, firm, sweet, great for fresh eating and drying. Very productive. Mid-August.
-  **Italian Prune**
Medium, purplish black sweet. Excellent fresh, canned or dried. Late mid-season.
- Mirabella De Metz**
Small golden yellow plum, short growing season ripens late August. Heirloom plum variety, that has many health benefits.
-  **Nadia**
50/50 Plum/Cherry hybrid. High levels of antioxidants. Stores well.
-  **Pembina**
Hardy, red, early plum. Firm skin, flesh is yellow and juicy. Zone 3.
-  **Seneca**
Large purple fruit. High quality for eating, canning or drying, resists cracking.
-  **Stanley**
Large purplish black with yellow flesh. Sweet, juicy. Mid-season, good canning.
-  **Yellow Egg**
Large oval, bright yellow with yellow flesh. Soft and sweet. Mid-season.
-  **Toka**
An excellent pollinizer that produces medium, dark red fruit. Blue colored blooms. Ripens in late August. Zone 3
-  **Waneta**
Large red skinned plum. Ripens mid-August to September. Heavy producer, great for snacks, dessert, and canning. Zone 4.

JAPANESE PLUM TREES SALICINA – SEMI AND DWARF

Whip LT 9/16" 11/16" 7/8" 1" 1 1/4"

-  **Beauty**
Pollinizer. Red amber flesh, good flavor. Replaces Santa Rosa. Early-mid season.
-  **Hollywood**
2" wide red flesh plum. Good for eating and excellent jelly. Pink blooms.



JAPANESE PLUM TREES SALICINA – SEMI AND DWARF		Whip	LT	9/16"	11/16"	7/8"	1"	1 1/4"
 Methley Round medium sized reddish purple plum with red flesh. Juicy and sweet. Early.								
 Satsuma Medium, dark red, solid meaty flavor, sweet. Mid-season.								
 Shiro Large, round, golden yellow with yellow flesh. Mid-season.								
HARDY PLUMS ON MUSTANG		Whip	LT	9/16"	11/16"	7/8"	1"	
 Black Ice Purple /Black skin with juicy red flesh. Freestone, cold hardy.								
 Brookred Mid-sized dark red. Good for eating and cooking. Ripe late August. Zone 2.								
 Pembina Hardy, red, early plum. Firm skin, flesh is yellow and juicy. Zone 3.								
 Toka An excellent pollinizer that produces medium, dark red fruit. Blue colored blooms. Ripens in late August. Zone 3								
 Waneta Large red skinned plum. Ripens mid-August to September. Heavy producer, great for snacks, dessert, and canning. Zone 4.								
PEACH TREES – PERSICA – SEMI AND DWARF		Whip	7/16"	9/16"	11/16"	7/8"	1"	
 Babcock White fleshed, freestone, sweet, juicy and low acidic flavor, self fertile								
 Frost Peach® Leaf curl resistant. Medium to large fruit, yellow flesh, freestone, good quality and producer. Mid-August, self-fertile.								
 Galaxy A free stone. white flesh "doughnut". Ripens mid-late July. Self-fertile.								
 Red Haven Free stone, medium size, yellow flesh, great canning and freezing peach.								
 Reliance Medium fruit, yellow skin, red blush, freestone, hardy tree.								
 Saturn Doughnut shaped, white flesh. Self-fertile, freestone. Ripens in July.								
 Veteran Medium size fruit. Freestone. Golden yellow skin, red blush.								
APRICOT TREES – ARMENICA – SEMI AND DWARF		Whip	7/16"	9/16"	11/16"	7/8"	1"	
 Harcot Sweet, juicy, rich flavor. Great for colder areas with its frost-hardy late bloom.								
 Harglow Newer, promising apricot variety. Medium to large fruit, very good eating. Attractive orange color. More disease resistant for this area.								
 Puget Gold Medium size, flesh firm, sweet, susceptible to common apricot problems. Mid-august, self-fertile.								
 Tilton Leading variety for freezing, drying and canning. Vigorous tree, heavy producer. Resistant to late frosts. Blooms early. Needs pollinizer.								
 Wenatchee MoorPark Greenish yellow fruit. Productive self-pollinator.								
APRICOT TREES ON MUSTANG		Whip	7/16"	9/16"	11/16"	7/8"	1"	
 Scout Hardy, self-fertile tree with pink flowers. Tasty golden fruit in August. Zone 3.								
NECTARINE TREES – NUCIPERSICA – SEMI AND DWARF		Whip	7/16"	9/16"	11/16"	7/8"	1"	
 Fantasia Red with yellow undercolor. Large, firm, smooth fruit. Mid/late July.								
 Flavortop Vigorous, productive, and self-fertile with large, showy blossoms. Yellow fleshed, freestone nectarine that is firm, smooth texture. Ripens mid-season.								
 Hardy Red New promising variety for the Northwest. Red skinned with golden blush, yellow flesh. Ripens mid-August. Excellent flavor.								
 Harko Reliable producer, good quality. Late August.								

COMBINATION FRUIT TREES

APPLES, CHERRIES, PEARS & PLUMS

9/16" 11/16" 7/8" 1" 1 1/4"

4 Way
3 Way

Apple #1 (Washington Only): Sunrise Magic, Honeycrisp, Gravenstein, Cosmic Crisp, Chehalis (Add \$.50)

Apple #2 Spartan, Honeycrisp, Pink Lady, Akane, Liberty

Apple #3 Gala, Honeycrisp, Braeburn, Red Macintosh, Fuji

Cherries Bing, Rainier, Van, Royal Ann, Montmorency, Glacier

Dwarf Cherries Bing, Rainier, Van, Montmorency, Stella, Sweetheart (Add \$1.00)

Fruit Salad Frost Peach, Puget Gold Apricot, Hardy Red Nectarine, Harglow Apricot, Italian Plum, Shiro Plum (Add \$3.00)

Fruit Cocktail Frost Peach, Puget Gold Apricot, Hardy Red Nectarine, Rainier Cherry, Italian Prune, Lapin Cherry (Add \$3.00)

Oriental Pear Chojuro, Nijisseiki, Shinseiki, Shinko, Kosui

Pear Bartlett, Flemish Beauty, Red Bartlett, Rescue, Anjou, Bosc

Plum Stanley, Yellow Egg, Brooks, Italian, Seneca, Green Gage

Combination trees grafted on: Apple - M106; Cherries - Mazzard F-12; Dwarf Cherries - Gisela 5 148-2; Pears - Quince; Oriental Pears - Quince; Plums - St Julian A; Fruit Cocktail - St. Julian A

HARDY COMBINATION FRUIT TREES

APPLES, PEARS & PLUMS

9/16" 11/16" 7/8" 1"

4 Way
3 Way

Apple on Antonvoka: Goodland, Parkland, Battleford, September Ruby, Norland

Plum on Mustang: Waneta, Toka, Brooks Red, Black Ice, Green Gage

Pear on Ussuriensis: Ure, Comice, Gold Spice, Flemish Beauty, Summer Crisp

ESPALIERED FRUIT TREES

APPLES, PEARS & PLUMS

2 Tier 3 Tier

Apple #1 (Washington Only): Chehalis, Sunrise Magic, Cosmic Crisp

Apple #2 Gala, Honeycrisp, Fuji

Apple #3 Akane, Honeycrisp, Spartan

Cherry Bing, Rainier, Van

Hardy Apple September Ruby, Parkland, Goodland

Oriental Pear Chojuro, Shinseiki, Nijisseiki

Pear Red Bartlett, Bosc, Bartlett

Hardy Pear

NOT AVAILABLE

Espaliered trees grafted on: Apple - M26; Pear, Oriental Pear - Quince; Dwarf Cherries on G-5; Cherries on Mazzard F-12; Fruit Cocktail on St. Julian A

SINGLE ESPALIERED FRUIT TREES

APPLES, PEARS & PLUMS

2 Tier 3 Tier

Cosmic Crisp (Washington Only)

Honeycrisp

Spartan

NUT TREES

ALMONDS – DULCIS

Whip 7/16" 9/16" 11/16" 7/8" 1"

Hal's Hardy Hardy and bears heavy. Large nut and hard shell. Late.

Texas Mission Large, upright, vigorous grower. Small, hard nut. Late.

FILBERTS – CORYLUS

Whip 3-4' 4-5' 5-6' 6-7' 1"

Jefferson New filbert. Leading nut in market. Pollinated by Theta.

McDonald Early, medium size nuts, good quality and yields

PollyD Med size round nuts, early ripening, blight resistant.

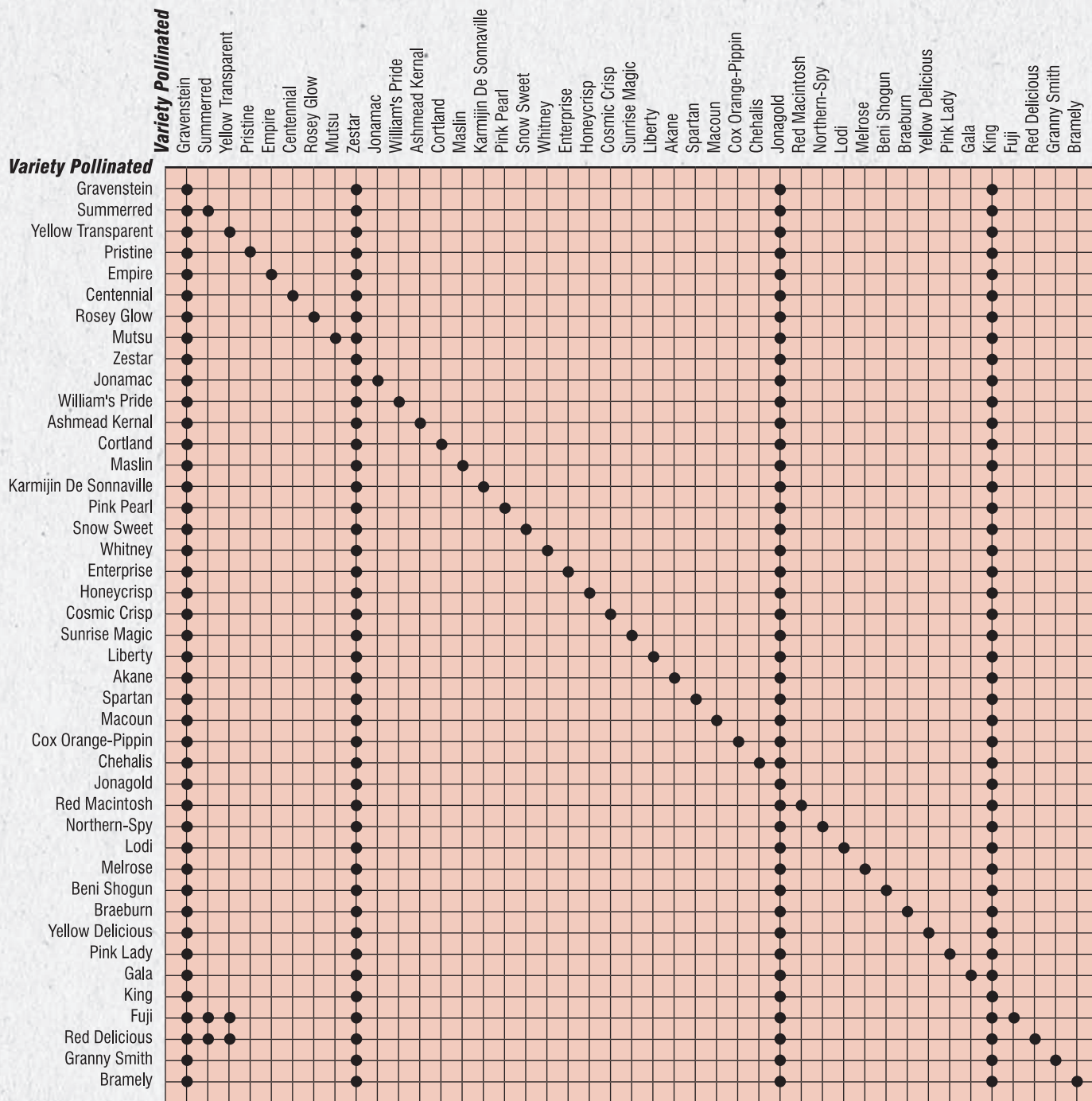
Wepster Small kernelled high yielding nut, blight resistant. and immune to big bud mites. Taller tree grows to 15 feet.

WALNUT – JUGLAN

3-4' 4-5' 5-6' 6-8' 1 1/4"

Howard english, medium- large round shell with a good seal. Light colored kernels

POLLINATION CHART FOR Apples

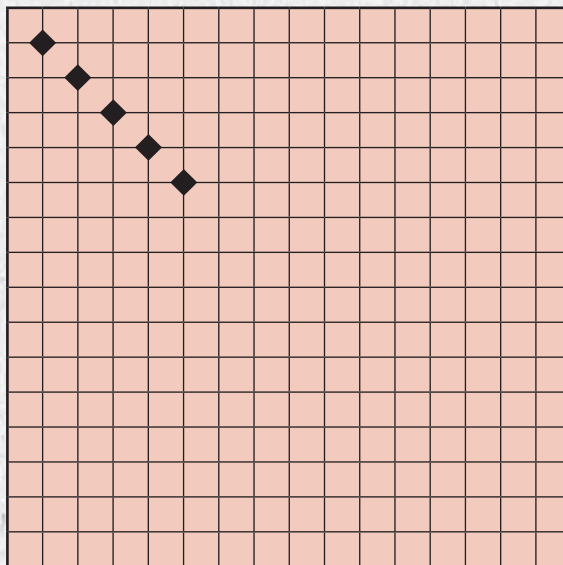


POLLINATION CHART FOR Plums

Variety Pollinated

Methley
Beauty
Shiro
Satsuma
Hollywood
★Yellow Egg
★Blue Damson
★Seneca
★Brooks
★Stanely
★French
★Green Gage
★Italian
★Imperial Epineuse
★Victory

Pollen Source Variety
Methley
Beauty
Shiro
Satsuma
Hollywood
★Yellow Egg
★Blue Damson
★Seneca
★Brooks
★Stanely
★French
★Green Gage
★Italian
★Imperial Epineuse
★Victory



◆ Should not be relied on as a pollinizer for this variety
★ Self Fertile – will not pollinate. Japanese varieties.

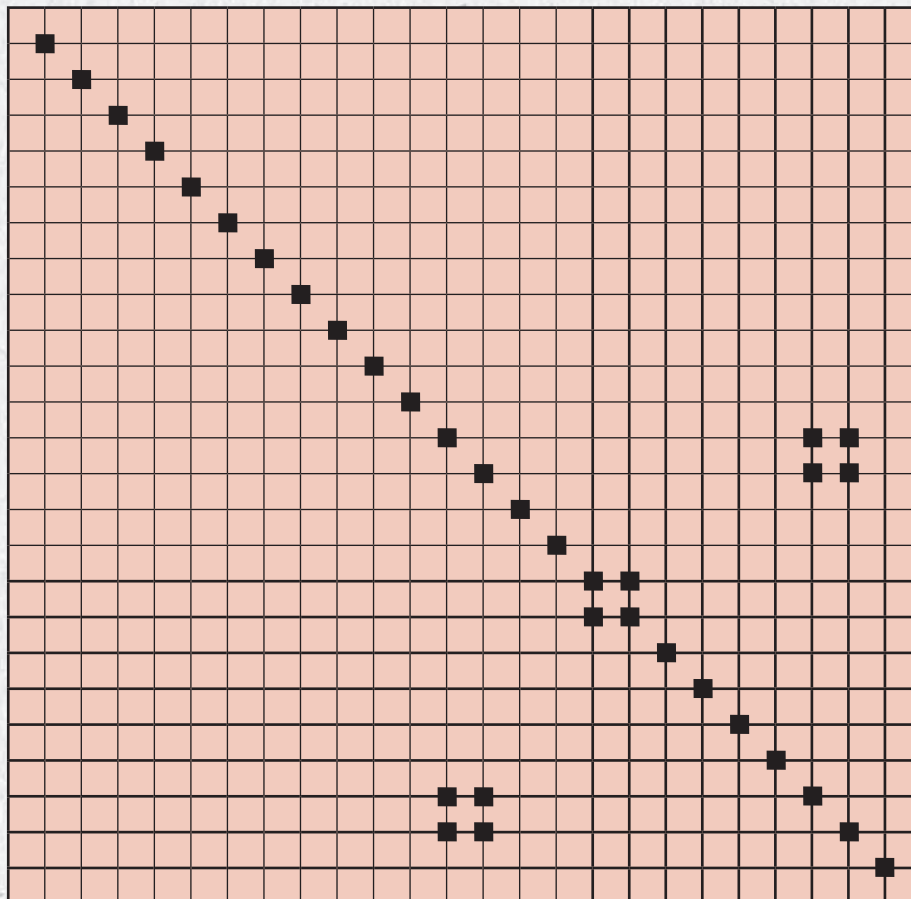
POLLINATION CHART FOR Pears

Variety Pollinated

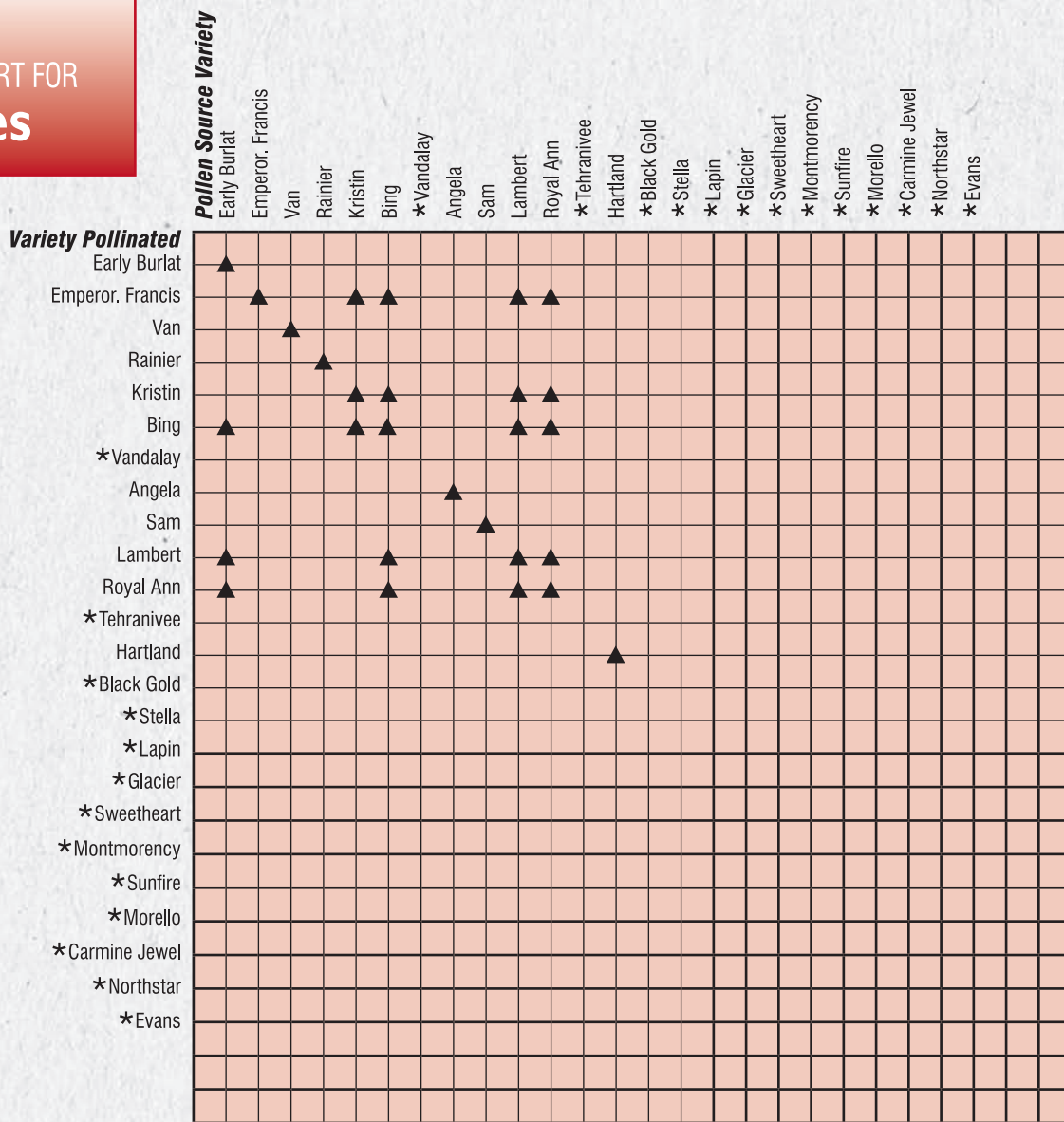
Nijisseiki
Shinseiki
Chojuro
Shinko
Ari Rang
Hosui
Shinglo
Kosui
Maxie
Ubileen
Moonglow
Flemish Beauty
Conference
Barlett
Red Barlett
Red Clapps
Clapp's Favorite
Rescue
Highland
Anjou
Orcas
Comice
Bosc
Reddi Robin

Pollen Source Variety
Nijisseiki
Shinseiki
Chojuro
Shinko
Ari Rang
Hosui
Shinglo
Kosui
Maxie
Ubileen
Moonglow
Flemish Beauty
Conference
Barlett
Red Barlett
Red Clapps
Clapp's Favorite
Rescue
Highland
Anjou
Orcas
Comice
Bosc
Reddi Robin

■ Should not be relied on as a pollinizer for this variety





































POLLINATION CHART FOR Cherries




















- ▲ Should not be relied on as a pollinizer for this variety
- * Self Fertile – will also pollinate other cherry varieties.

FLOWERING & SHADE TREES

FLOWERING CHERRY – PRUNUS		Whip	5-6'	6-7'	7-8'	1"	1¼"	1½"
 Accolade Semi-double, large drooping pink clusters, 20' and as wide. Mid-season.								
 Akebono Single, pink, to 25 feet and as wide. Early.								
 Amanogawa Semi-double, pink with deep pink, columnar, 20'- 25' tall, 8' wide. Early-mid.								
 Autumnalis Double, pinkish white, flattened crown, 25' to 30'. Early.								
 Columnar Sargentii Pink flowers in clusters of 2-4. Upright. Mid-Season.								
 Kwanzan Large double, deep rosy pink. Branches stiffly upright, form inverted cone, 30 feet by 20 feet wide. Mid-season.								
 Mt. Fuji Semi-double to double, pink in bud, white when fully open, purplish pink as flower ages. Horizontal branching, 20 feet and wider than high. Early.								
 Okame Pink, flowers, oval-shaped to 20', yellow-orange or orange-red color. Early.								
 Royal Burgundy® Vase shaped growth. Double magenta pink blooms.								
 Shirofugen Double, pink, spreading growth, arching branches, 15', wider than high. Late.								
 Shogetsu White double blooms. Low, flat topped with spreading and arching branches.								
Snow Goose Stunning clusters of fragrant white flowers in early spring. Bright green foliage. Leaves turn Orange in Fall. Height 20' with spread of 20'.								
 Yoshino Single, light pink/white, fragrant. Pendulous branches. Early.								
FLOWERING CHERRY – TOP GRAFT		#1 Lite	#1	Heavy				
 Akebono Single, pink, to 25 feet and as wide. Early.								
 Amanogawa Semi-double, pink with deep pink, columnar, 20'- 25' tall, 8' wide. Early-mid.								
 Autumnalis Double, pinkish white, flattened crown, 25' to 30'. Early.								
 Columnar Sargentii Pink flowers in clusters of 2-4. Upright. Mid-Season.								
 Kwanzan Large double, deep rosy pink. Branches stiffly upright, form inverted cone, 30 feet by 20 feet wide. Mid-season.								
 Mt. Fuji Semi-double to double, pink in bud, white when fully open, purplish pink as flower ages. Horizontal branching, 20 feet and wider than high. Early.								
 Royal Burgundy® Vase shaped growth. Double magenta pink blooms.								
 Shogetsu White double blooms. Low, flat topped with spreading and arching branches.								
 Yoshino Single, light pink/white, fragrant. Pendulous branches. Early.								
DWARF FLOWERING CHERRIES ON GISELA™ – PRUNUS		Whip	5-6'	6-7'	7-8'	1"		
 Amanogawa								
 Akebono								
 Kwanzan								
 Mt. Fuji								
 Shirofugen								
 Yoshino								
RED BARK FLOWERING CHERRIES (Tibetica Interstem) - PRUNUS		#1 Lite	#1	Heavy				
 Akebono								
 Kwanzan								
 Mt. Fuji								
 Yoshino								
 Double Subhirtella								
 Snow Fountain								
PRUNUS MAACKII		Whip	5-6'	6-7'	7-8'	1"	1¼"	1½"
 Amur Cherry A small to medium upright tree with white flowers and bright amber to deep coppery-orange bark, which curls as it peels off. The distinctive bark provides year-round accent to any landscape.								



PRUNUS VIRGINIANA		Whip	5-6'	6-7'	7-8'	1"	1 1/4"	1 1/2"
	Canada Red (Chokecherry) Small pyramidal tree, white flowers. Edible red fruit turning dark purple.							
WEeping FLOWERING CHERRY – PRUNUS		#1 Lite	#1	Hvy.				
	Double Subhirtella Profuse double pink flowers, most popular of the weeping cherries. Top grafted, 6 foot Top grafted, 4 foot							
	Snow Fountain® Semi-double snow white flowers. Graceful cascading branches. Top grafted, 6 foot Top grafted, 4 foot Base budded Contorted							
FLOWERING CRAB APPLE – MALUS		Whip	5-6'	6-7'	7-8'	1"	1 1/4"	
	Adirondak Densely compact, upright, disease resistance. White flowers, red fruit.							
	Donald Wyman White flowering with red fruit. Good disease resistance. 18 Feet tall, 22 feet spread.							
	Evereste™ Excellent disease resistance and scab immune. Fragrant spring blooms cover this semi-sweeping tree. Nice foliage throughout the year. White bloom.							
	Golden Raindrops™ Scab resistant, blooms early spring. Golden-yellow fruit. White bloom.							
	Prairifire Maroon foliage, pinkish-red flowers, dark red fruit. Excellent disease resistance.							
	Profusion Heavy bloomer, red buds turn to pink. New foliage red fades to bronzy green.							
	Robinson Deep pink flowers, red fruit, upright, spreading round form. Disease-resistant.							
	Sargent Small, white, fragrant flowers. Dark green foliage with dense shrub-like branching. Good disease resistance.							
	Snowdrift Upright spreading form. Pink buds open to single white flower. Orange fruit. Spring Snow Pure white flowers without fruit. Resistant to rust and mildew.							
	Spring Snow Pure white flowers without fruit. Resistant to rust and mildew							
	Sugar Tyme (P.P. #7062) Upright oval form. Sugary-white fragrant flowers. Early to mid season bloomer.							
	Thunderchild Beautiful single, delicate pink flowers in spring. Produce dark red fruit. Foliage is deep purple and tree has upright spreading habit.							
	Tschonski Pyramidal form, white flowers and pink hue, silvery-grey leaves.							
	Zumi White single flower, fragrant, bright red fruit. Disease-resistant.							
WEeping FLOWERING CRABAPPLE – MALUS		# 1 Lite	#1	Hvy.				
	Candied Apple® Red buds opening to large, single pinkish-purple flowers. Bright red fruit, dark green foliage. Very good disease resistance.							
	Contorted Candied Apple™ Red buds opening to large, single pinkish-purple flowers. Bright red fruit, dark green foliage. Very good disease resistance.							
	Echtermeyer Purplish-red flowers, 1 1/2" wide all along weeping branches. Foliage is purple, later turning bronzy green.							
	Louisa Broad weeping form, profuse rose-pink single blooms, dark green leaves. Lemon-gold fruit. Excellent disease resistance.							
	Red Jade Dark green foliage, white flowers, showy bright red fruit.							

FLOWERING CRABAPPLES ON ANTONOVKA

Whip 5-6' 6-7' 7-8' 1" 1¼"

Evereste™

Excellent disease resistance and scab immune. Fragrant spring blooms cover this semi-sweeping tree. Nice foliage throughout the year. White bloom.

Golden Raindrops™

Scab resistant, blooms early spring. Golden-yellow fruit. White bloom.

 **Profusion**

Heavy bloomer, deep red buds fading to pink. New foliage red fading to bronzy green.

 **Robinson**

Deep pink flowers, red fruit, upright, spreading round form. Disease-resistant.

 **Spring Snow**

Produces a showy display of pure white flowers without the concern of fruit where it can be a problem on patios and in courtyards. Good resistance to rust and mildew. Zone 4.

 **Thunderchild**

Beautiful, single, delicate pink flowers in spring produce dark red fruit. Foliage is deep purple and the tree has an upright spreading habit. Zone 3.

WEeping CRABAPPLES ON ANTONOVKA

#1 Lite #1 Hvy.

 **Echtermeyer**

Purplish-red flowers, 1 1/2" wide all along weeping branches. Foliage is purple, later turning bronzy green.

 **Red Jade**

Dark green foliage, white flowers, showy bright red fruit.

FLOWERING PLUMS – PRUNUS

Whip 5-6' 6-7' 7-8' 1" 1¼" 1½"

 **Blireiana**

Semi-double, pink to rose. Foliage reddish purple, turning greenish bronze.

 **Crimson Pointe™**

The first and only columnar shaped, purple leafed, flowering plum. Height 25-30 ft. Tree has glossy bronze foliage, maroon green when it gets older. White blooms.

Hollywood

Pink, flowers early. Purple foliage, very good eating and canning plums. Upright.

Krauter Vesuvius

Pink flowers, purple black leaves, oval head to 18 ft.

 **Newport**

Single, pink reddish purple foliage.

 **Thundercloud**

Pink flowers with deep purple leaf, rounded form, 20 feet high and wide.

FLOWERING PEAR – PYRUS

Whip 5-6' 6-7' 7-8' 1" 1¼" 1½"

 **Aristocrat®**

Pyramidal form, white flowers, waxy green foliage, strong branches makes it more resistant from storm damage, an excellent street tree.

 **Capital**

Tall erect pyramidal-growing deciduous tree with light green foliage. Spectacular pure white blooms.

 **Cleveland Select**

Upright, pyramidal form, light green foliage, single white, heavy bloomer.

 **Red Spire**

Pyramidal form, large white flowers, glossy green foliage, yellow to red fall color.












SERVICEBERRY – AMELANCHIER




















Whip 5-6' 6-8' 1" 1¼"






















 **Autumn Brilliance (P.P. #5717)**

























Fast growing and heavily branching. Reaches mature size early. White flower clusters. Bright red fall color. Foliage resistant to leaf spot. Edible purplish black fruit. ZONE 3-8. Height 20-25' spread 15-20'.























CORNUS KOUSA		Whip	3-4'	4-5'	5-6'	6-8'	1"
	Celestial Hybrid dogwood. Upright habit. Large, white flowers. Disease resistant.						
	Eddies White Wonder Beautiful big white flowers. Upright and slightly pendulous branching. Height 25' with 20' wide.						
	Satomi Horizontal tiered branches. Pink to red bracts followed in fall by hanging red fruit. Autumn leaves have red/scarlet tint.						
	Scarlet Fire® Long flowering season of dark pink star shaped flowers. Can grow to 25 feet tall, 20 feet wide. 24 Inches per year.						
	Starlight® Soft white flowers with deep green foliage in late spring. Dense branching for a full look. Disease resistant . Red leaves in the fall.						
	Steller Pink® Large overlapping blush pink flowers in the spring with green foliage. In the fall the foliage turns to red. Fast growing. Can reach 25 feet tall, 20 feet wide.						
	Summerfun White star shaped blossoms. Produces a red raspberry like fruit. Vivid						
	Venus Creamy white flowers that can reach up to 6 inches in diameter. Vigorous spreading tree. Fast growing, disease resistant.						
PARROTIA PERSICA		Whip	5-6'	6-8'	1"		
	Vanessa Upright Columnar Beautiful tree for every season. Leaves are oval shaped with somewhat scalloped edges.						
GINKGO		Whip	5-6'	6-8'	1"		
	Biloba Unique bright green fan shaped leaves. Tree is considered both a shade tree and ornamental tree. Zone 3-8.						
STEWARDIA		Whip	5-6'	6-8'	1"		
	Japanese Round, columner form. Exfoliated gray bark. Slow growing.						















CELTIS OCCIDENTALIS		Whip	5-6'	6-8'	1"	1 1/4"	1 1/2"
	Common Hackberry Upright oval shaped, fast grower. Bark has a corky appearance with beautiful fall color. Tolerant to most conditions. Height 50' Spread 40'						
HAWTHORNE – CRATAEGUS		Whip	5-6'	6-7'	7-8'	1"	1 1/4"
	Crimson Cloud (P.P. #2679) 15-20', large single red bloom with white star center. Upright habit, rounded crown, foliage reat to leaf blight. Thornless glossy red fruit.						
	Lavallei White flowers, orange to red fruit, erect open branching.						
	Paul's Scarlet Clusters of double rose/red flowers in late spring. 20 feet high, 15 feet wide.						
	Toba Hardy. White blooms turn pink in spring. Red fall berries. 18' tall, 12' spread.						
	Winter King 25-30' silver greer, bark, white flower clusters. Round vase shape branching, bright red fruit, less susceptible to leaf rust.						
LABURNUM		Whip	5-6'	6-8'	1"	1 1/4"	1 1/2"
	Golden Chain Vossi Yellow flower clusters. Small, upright tree with green leaves and bark.						
		#1 Lite	#1	Hvy.			
	Weeping Golden Chain Yellow flowers 6 to 10 inches long, weeping branches.						
MAGNOLIA		Whip	4-5'	5-6'	6-8'	1"	1 1/4"
	Butterfly Columnar tree with double yellow 5" flowers with 10-16 pedals on each bloom.						
	Daybreak Early spring bloom. White with pink flower that is up to 4" wide. Zone 4-8.						
	Elizabeth Pyramidal tree with masses of large yellow cup shaped flower.						
	Galaxy Upright with compact spreading. Deep rose-purple flowers. Late blooming.						
	Kobus Early spring bloom. White with pink flower that is up to 4" wide. Zone 4-8.						
	Yellow Bird Upright conical pyramidal. 3" goblet shaped lemon-yellow flower.						
SALIX CAPREA PENDULA		#1 Lite	#1	Hvy.			
	Contorted Pussy Willow						
	Weeping Pussy Willow Graceful weeping branches with white catkins. Grows well in wet areas.						
STYRAX JAPONICUS		Whip	3-4'	4-5'	5-6'	6-8'	1"
	Japanese Snowbell Rounded habit with horizontal branching, height 20' by 15' spread. Dainty bell shaped white flowers. Very fragrant.						
	Snowcone® Pyramidal shape 25' height by 20' wide. Lightly scented creamy-white flowers in early summer. Dark green foliage turning to brilliant yellow in the fall.						
ACER GINNALA		Whip	5-6'	6-8'	1"	1 1/4"	
	Amur Maple (tree form) Small dense form, fiery red fall color, slow growing, hardy, grows well in shade.						

NORWAY MAPLES – ACER PLATANOIDES		Whip	5-6'	6-8'	1"	1¼"	1½"
	Crimson King Maroon summer foliage. Dense rounded form, height 30-40'.						
	Crimson Sentry (P.P. #3258) Columnar, compact, slow growing. Purple leaves. Ideal for small area plantings.						
	Drummondii Leaves light green with white edges. Oval shaped, height 30-40'.						
	Emerald Queen Dark Glossy green foliage. Fast grower, yellow fall color.						
	Royal Red Similar to Crimson King, but slightly hardier.						
ACER FREEMANII		Whip	5-6'	6-8'	1"	1¼"	1½"
	Armstrong Fast growing tree, retains its columnar narrow growth habit. Yellow-orange fall color. Height 45', 15' spread.						
	Autumn Blaze (P.P.# 4864) Dense oval head, strong branching, brilliant long lasting fall color, fast grower.						
RED MAPLE – ACER RUBRUM		Whip	5-6'	6-8'	1"	1¼"	1½"
	Autumn Flame Symmetrical, red fall color. First Red Maple to color in the fall.						
	Bowhall 40', 15' spread, upright pyramidal form, yellow-orange to red-orange fall color, medium green foliage.						
	Brandywine Medium-size, columnar crown. Leaves green, fall color red, turns purple-red. Light gray bark turning dark gray with age. Resistant to potato leafhopper.						
	Burgandy Belle (Magnificent Magenta) Drought tolerant cultivar, a vigorous grower with dense foliage and an oval crown. Fall color bright red turning to an intense burgundy.						
	Karpick 35-40', 20' spread, a dense upright grower, red twig branches, green foliage, yellow-red fall color, good street tree.						
	October Glory® Rounded head. Deep red to reddish-purple in the fall.						
	Red Maple Seedling - Fast grower with green foliage and red fall color. Oval Shapes with Height of 40' to 60'.						
	Red Rocket Narrow and upright slow grower compared to most Red Maples. Foliage is green with orange-red to red coloring in fall.						
	Red Sunset® Upright spreading in youth, developing to a rounded outline at maturity. Brilliant orange-red fall color.						
	Sun Valley Upright oval habit of growth, attractive red flowers in early spring, and brilliant red foliage in fall. Mature Height: 30-40' Spread: 25-35'						
SUGAR MAPLE – ACER SACCHARUM		Whip	5-6'	6-8'	1"	1¼"	1½"
	Legacy (P.P. #4979) Fast growing maple with well proportioned oval shaped branching. Excellent fall color. Height 50 feet, 35 feet spread.						
	Sugar Excellent shade tree with green foliage Yellow and burnt orange in the fall.						
ACER TRUNCATUM		Whip	5-6'	6-8'	1"	1¼"	1½"
	Pacific Sunset (P.P. 7433) 30', 20' spread, upright oval shape, dark green glossy foliage, early yellow-orange to bright red fall color.						
	Norwegian Sunset (P.P. 7529) Upright shape, good branching structure. Glossy green leaves turning yellow orange to red in fall. Good heat and drought tolerance. Height 3 5', 2 5' spread.						

BIRCH – BETULA		Whip	5-6'	6-8'	1"	1¼"	1½"	2"
 Cutleaf Weeping Rounded weeping form. White bark deeply cut leaves droop on the branches.								
 Dakota Pinnacle Good tree for colder climates. Amazing fall color. Strong, hardy and colorful.								
 Heritage Fast growing cultivar of River Birch. Disease and pest resistant.								
 Jacquemonti Whitest of all birches. Shiny green leaves, golden fall color.								
 Paper Birch Creamy white exfoliating bark. Loose pyramidal form.								
		#1 Lite	#1	Hvy.				
 Youngii Weeping Slender pendulous branches. White bark, yellow fall color.								
 Youngii Weeping, Contorted Slender pendulous branches. White bark, yellow fall color.								
BIRCH-CLUMP FORM – BETULA		3-4'	4-5'	5-6'	6-8'	8-10'		
 Heritage (Clump form) Fast growing cultivar of River Birch. Disease and pest resistant.								
 Jacquemonti (Clump form) Whitest of all birches. Shiny green leaves with golden fall color.								
 Paper Birch (Clump form) Creamy white exfoliating bark. Loose pyramidal form.								
CARPINUS		Whip	5-6'	6-8'	1"	1¼"	1½"	
 American Hornbeam Slow growing, small to medium tree. Rounded form.								
 Common Hornbeam (European) Used to make European style hedges.								
 Franz Fontaine Columnar, height 30' with a 15' spread. Most narrow of the betulus varieties.								
 Japanese Hornbeam Medium sized tree that grows up to 30 feet. Grayish-brown bark with deep green leaves. The foliage has a deep vein appearance								
 Pyramidal Hornbeam (Fastigiata) Dense columnar tree when young, becoming pyramidal with age. Yellow fall color.								
CERCIDIPHYLLUM JAPONICUM		Whip	4-5'	5-6'	6-8'	1"	1¼"	
 Hanna's Heart® (Biringer Katsura P.P.#21711) Upright form of Katsura. Dark green heart shaped leaves throughout the year. Yellow fall color. Winter hardiness. Holds leaves late Autumn. 10' spread. 25' height.								
 Katsura (Bareroot) Heart shaped blue-green leaves. Yellow orange fall color. Slow grower.								
 Red Fox A medium sized columnar growth with multi-season appeal with purple-red heart shaped leaves. Foliage Provides a delightful sweet and spicy scent. 20' H x 15' W								
		3-4'	4-5'	5-6'	6-8'			
 Katsura Multi-Stem Heart shaped blue-green leaves. Yellow orange fall color. Slow grower.								
		#1 Lite	#1	Hvy.				
 Weeping Katsura one of the most graceful weeping trees. Blue Green lush heart shaped leaves, on slender pendulous branches.								
FAGUS BEECH		Whip	5-6'	6-8'	1"			
 Dawyck Purple Beech Grows fast - tall and narrow. Rich dark purple foliage all season.								
 Golden Dawyck Slow growing with columnar habit. A tree for all seasons, low maintenance, serrated leaves.								
 Red Obelisk Tall, narrow tree, just like Dawyck but with irregular dark purple leaves.								NOT AVAILABLE
 Riversii Fagus Darkest purple foliage of all purple leaf Beech. Height 40'-50'.								NOT AVAILABLE



FARGUS BEECH		#1 Lite	#1	Hvy				
	Purple Fountain Dark purple leaves with upright growth. One of the most popular beeches.							
LIQUIDAMBER STYRACIFLUA		Whip	5-6'	6-8'	1"	1 1/4"	1 1/2"	
	American Sweetgum Shade tree with star shaped leaves, brilliant fall colors. Medium grower. Zone 5-9.							
	Slender Silhouette Columnar sweetgum, slow growing, narrow, upright habit. Red-purple. Yellow fall.							
	Worplesdon Sweetgum Pyramidal/oval form. Unique glossy green leaves. Fall color is orange-purple. Very hardy, good to -29°F. 40' by 25'.							
PLATANUS ACERIFOLIA		Whip	5-6'	6-8'	1"	1 1/4"	1 1/2"	
	Exclamation Large pyramidal tree. Resistant to anthracnose and frost cracking. Zones 4-8.							
	London Plane Rapid growing tree with a broad open head. Medium dark green leaves.							
POPULAS (POPLAR)		Whip	5-6'	6-8'	1"	1 1/4"	1 1/2"	2"
	Lombardi Fast growing, narrow columnar with dense branching.							
	Quaking Aspen Grows to 50'. Fast growing green leaves with silver undersides. Yellow in fall.							
	Swedish Aspen Fast growing columnar tree. Seedless, orange-yellow fall color. Leaves create a soft, relaxing rustling sound. Height 30-36' with a spread of 5'.							
OAK – QUERCUS		Whip	5-6'	6-8'	1"	1 1/4"	1 1/2"	
	Columnar English Deep green foliage, yellow-brown fall color. Height 40 feet and 20 feet wide.							
	Crimson Spire Fast growing hardy columnar tree. Rich dark green leaves in summer turning to rusty red/bright red in the fall.							
	Green Pillar An impressive columnar form of Pin Oak, with glossy, dark green leaves. Deep red to bronze in late autumn. 45' with 9' spread.							
	English White oak, most common oak in England. large deciduous tree with a magnificent broad spreading crown. Slow growing.							
	Kindered Spirit® Upright English Oak. Highly resistant to mildew. Height 35' with 6' spread. Winter hardy. Dark glossy leaves.							
	Oregon White Oak (Gary) One of four native west coast oaks. Massive branching trunks grow to 50' -90'.							
	Pin Compact, pyramidal form. Dense branches. Red fall color turns brown.							
	Regal Prince Columnar tree 40' -60' tall, 25' wide. Resistant to powdery mildew and borers.							
	Red Broad round head. Large, oval lobed green leaves. Red fall color.							
	Scarlet Oak Fast growing. Glossy, deep green leaves, scarlet in fall. Open, rounded shade tree.							
	Swamp White Oak Native tree with lustrous, textured leaves. Green/white leaf, turns gold in fall.							
					NOT AVAILABLE			

WILLOW – SALIX		Whip	5-6'	6-8'	1"	1 1/4"	1 1/2"
 Babylonica (Green) Broad round head. Leaves bright green, and weep gracefully Height 30-40 ft.							
 Golden Cork Screw Gold spiral twisted branches, yellow fall color. 30 ft.							
 Niobe (Golden) Rounded head with weeping branches. Leaves are yellow-greenish, turning yellow in the fall. Height 40-50 ft.							
		#1 Lite	#1	Hvy.			
 Golden Cork Screw - contorted Gold spiral twisted branches, yellow fall color. 30 ft.							
MOUNTAIN ASH – SORBUS		Whip	5-6'	6-8'	1"	1 1/4"	1 1/2"
 European Rounded open form. White flowers. Red-orange to red fall fruit.							
 Cardinal Royal (P.P. #3114) 35', 20' spread, upright narrow oval shape, brilliant red berries, rust fall color, rich green leaves with silver beneath.							
TILIA CORDATA		Whip	5-6'	6-8'	1"	1 1/4"	
 Littleleaf Linden Densely pyramidal form, small yellow fragrant flowers, dark green leaves with silver underneath.							
 Greenspire Narrow oval form, fast, straight growing trunk. 40' by 30' wide.							
 Corinthian Narrow pyramidal form, dark green foliage, yellow fall color. 4 5', 15' wide							
 Sterling Linden Pyramidal form. Dark green leaves are strikingly silver and fuzzy underneath. Fragrant summer blooming flowers are yellow. 50' tall x 25' wide							
ULMUS		Whip	5-6'	6-8'	1"	1 1/4"	1 1/2"
 Emerald Sunshine® Fast growing, tough and adaptable Shade tree. Vase Shaped. Foliage is deep green with yellow fall colors. Resistant to Dutch Elm and Phloem Necrosis Disease. Insect Resistant-Elm Leaf beetle and Jap. Beetle.							
 Frontier (Carpinifolia x Parvifolia) Glossy dark green foliage, turns burgundy in the fall. Compact form, broad oval shape, height 25 feet and 15 feet spread. Resistant to Dutch Elm disease.							
 Princeton Dark green foliage with yellow fall color. Dutch Elm Disease resistant. Oval, upright shaped becoming rounder with age.							
		#1 Lite	#1	Hvy.			
 Camperdown Weeping Elm Weeping branches. Grows in height of up to 20 ft. Leaves are dense and large. NOTE: Ulmus only available to Quebec and Ontario Canadian customers. ULMUS NOT AVAILABLE TO BRITISH COLUMBIA							





CREDIT APPLICATION

P.O. Box 2809 • MOUNT VERNON, WA 98273
 Office (360) 848-5151 Fax (360) 848-5959

NAME OF APPLICANT

STREET ADDRESS TELEPHONE NUMBER

CITY STATE ZIP

TYPE OF BUSINESS DATE STARTED

- () If corporation, list President, Treasurer and Secretary below.
- () If Partnership, list all partners below.
- () If Sole Proprietorship, list owner information below.

Name	Home Address	Phone
------	--------------	-------

Name	Home Address	Phone
------	--------------	-------

Name	Home Address	Phone
------	--------------	-------

Bank Reference	Account No.	Type
----------------	-------------	------

List Three Business References:

Name	Phone	FAX	Credit Limit
------	-------	-----	--------------

Name	Phone	FAX	Credit Limit
------	-------	-----	--------------

Name	Phone	FAX	Credit Limit
------	-------	-----	--------------

The applicant has delivered this request to Biringer Nursery, LLC for the extension of credit. The applicant swears that the information received is accurate to the best of his/her knowledge and understands that Biringer Nursery, LLC will rely on the accuracy and completeness of this statement. Applicant must be at least 18 years old. I/We authorize Biringer Nursery, LLC to obtain credit information from the above listed credit references or through the credit bureau agency. I/We also authorize Biringer Nursery, LLC to report to proper persons and credit bureaus my performance of this agreement and to complete credit references about credit experience with me.

I/We agree to pay the "total amount due" by the last day of the month following the statement date. I/We understand that if the full balance is not paid when due, a monthly finance charge of one and one half percent (1.5%) which is equivalent to eighteen percent (18%) APR will be assessed and applied to the current balance. A minimum finance charge of \$1.00 applies.

I/We also agree to pay all fees assessed on the account for collection of the balance without relief from valuation and appraisal laws. Fees may include, but not limited to, all attorney fees and court cost. I also agree to pay a returned check fee of \$30.00, if applicable.

Signature of Individual Guarantor

We're Online!

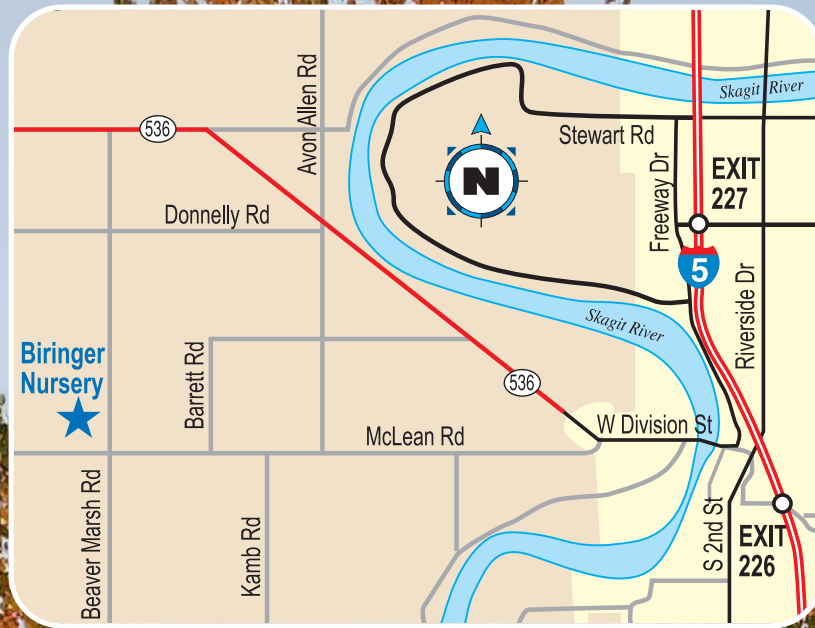
Please visit us at
www.BiringerNursery.com



OREGON
ASSOCIATION OF
NURSERIES™



The Biringer Family- Jacob, Kate, Hanna, Joe Jr, Mary Ann, Joe Sr, Melissa (Missy),
Cory, Sadie, Nicole, Matt, Megan, Chloe and Zack.



LOCATION

15060 Beaver Marsh Road • Mount Vernon, WA 98273



BIRINGER NURSERY

Wholesale growers of Fruit, Flowering, Shade Trees, and Deciduous Shrubs

P.O. Box 2809, Mount Vernon, WA, 98273 • (360) 848-5151 • FAX (360) 848-5959
www.BiringerNursery.com • biringernursery@gmail.com