



# BIRINGER NURSERY

Wholesale growers of Fruit, Flowering, Shade Trees, and Deciduous Shrubs



FALL 2023 | SPRING 2024



# New Varieties

Rainbow Piller Amelachier . . . . .	3	PollyO Filbert . . . . .	16
Chandler Blueberry . . . . .	3	Wepster Filbert. . . . .	16
Sweetheart Blueberry. . . . .	3	McDonald Filbert . . . . .	16
Lets Dance Blue Jangles Hydrangea. . . . .	5	Amanagawa Dwarf Gisela Root . . . . .	20
Lets Dance Arriba Hydrangea. . . . .	5	Evereste Crab on Antonovka. . . . .	21
Vesper Syringa. . . . .	7	Golden Raindrop Crab on Antonovka . . . . .	21
Steady Eddy Viburnum. . . . .	8	Japanese Stewardia . . . . .	23
Lucy Rose Apple . . . . .	9, 11	Weeping Katsura . . . . .	26
Lucy Gem Apple . . . . .	9, 11	English Oak . . . . .	27
Lucy Glo Apple . . . . .	9, 11		





# To the Trade

**PRICES:** F.O.B. Mount Vernon, Washington. Prices herein are for the TRADE only and cancel all previous prices offered by us. Prices are based on present market conditions and are subject to change without notice.

**ORDERS:** Trees are bundled in quantities of 5 and whips in quantities of 10. Orders are booked subject to crop conditions or error in count, and with the understanding that the same shall be void should injury befall stock beyond our control.

**DELIVERY:** Minimum number of trees/shrubs per order is 200. Self pick up there is no minimum.

**RESTOCK FEE:** Restock fee is 25% plus any fees incurred. If cancellation of order or product after October 31st

**TERMS:** Payment due 30 days after shipping date. Past due accounts are subject to 1.5% service charge on remaining balance per month.

**DISCOUNTS:**

\$5,000 - \$15,000	5% Discount
\$15,000 & up	10% Discount

**NSF:** All return checks subject to \$25.00 service charge.

**CANCELLATIONS:** Orders cancelled in part or full after October 31st buyer is responsible to pay for reserved product that cannot be resold. 25% restocking fee.

**SUBSTITUTIONS:** If Biringer Nursery LLC is unable to furnish the size or grade of a plant material ordered by the buyer, Biringer Nursery LLC reserves the right to supply the closest available size or grade.

**W.S.F.T. A. FEE:** RCW 15.13.310, 1% assessment on fruit and fruit related trees produced in Washington.

**RECEIVING & ACCEPTANCE:** Nursery stock is perishable. All shipment should be immediately and carefully unpacked/inspected upon arrival. Then placed in cold storage, planted in field, heeled into sawdust bed or potted up. **Missing/broken trees & shrubs need to be noted on invoice on delivery. Pictures are required.**

**CLAIMS:** All tree shortages and broken trees Biringer Nursery needs to be notified at time of delivery for credit. **Pictures are required for review for all credit claims or discount.** Trees not leafing out credit claims need to be submitted in May.

**PICTURES REQUIRED.** We guarantee all nursery stock to be in good condition when shipped. Any unsatisfactory stock must be reported immediately and held for advice as to disposition. We do not guarantee plants to live after accepted in good condition and will at no time be responsible for more than the purchase price. All claims must be made within five (5) days of receipt of stock.

**GUARANTEE:** We give no warranty, express or implied, as to variety or productiveness of any nursery stock or plants we sell. Should any prove untrue to name as labeled, it is mutually agreed that our total liability, upon satisfactory proof, shall be limited to our replacing free or refunding the purchase price. We accept all orders subject to crop conditions, errors in counts and with the understanding that the same shall be void should injury befall the stock because of hail, fire, frost or other cause beyond our control. We reserve the right to ship one grade size substitute.

**PICTURE TAGS:** We provide picture tags with your tree order. Most varieties are available.

**CERTIFICATION:** Fruit trees, most flowering and shade trees are virus certified for shipments into Canada.



Look for plants with the  
Proven Winners® logo



Look for plants with the maple leaf  
available to Canada.



## BIRINGER NURSERY

Wholesale growers of Fruit, Flowering, Shade Trees, and Deciduous Shrubs

P.O. Box 2809, Mount Vernon, WA 98273 • (360) 848-5151 • FAX (360) 848-5959  
www.BiringerNursery.com • biringernursery@gmail.com



= Approved variety for shipment to Canada.

FALL 2023 | SPRING 2024 • www.BIRINGERNURSERY.com





# Patient Trees & Shrubs

<b>Acer</b>			<b>Malus</b>			<b>Prunus (continued)</b>		
Armstrong®	\$0.75		Beni Shogun Fuji®	\$1.00		Royal Burgundy®	\$0.85	
Autumn Blaze®	\$1.00		Cosmic Crisp® (WA only)	\$1.75		Snow Fountain®	\$0.75	
Autumn Fantasy®	\$1.00		Enterprise®	\$0.70		Sweetheart®	\$0.75	
Autumn Flame®	\$0.60		Lucy Rose™	\$2.00		Tehranivee®	\$1.00	
Main Street®	\$1.00		Lucy Gem™	\$2.00		Vandelay®	\$1.00	
Brandy Wine®	\$0.50		Lucy Glo™	\$2.00				
Burgundy Belle®	\$0.90		Maslin®	\$2.00				
Karpick®	\$0.50		Pink Lady®	\$1.25				
Legacy®	\$0.90		Sunrise Magic® (WA only)	\$1.75				
Norwegian Sunset®	\$1.50		Zestar®	\$1.00				
October Glory®	\$0.50							
Pacific Sunset®	\$1.50		<b>Malus (Columnar)</b>					
Red Sunset®	\$1.00		Golden Sentinal®	\$1.50				
<b>Amelanchier</b>			North Pole®	\$1.50				
Autumn Brilliance®	\$0.75		Scarlet Sentinal®	\$1.50				
<b>Betula</b>			Urban Blushing Delight®	\$1.50				
Heritage®	\$0.75		Urban Golden Treat®	\$1.50				
Dakota Pinnacle	\$1.00		Urban Tangy Green®	\$1.50				
<b>Cercidiphyllum</b>			Urban Tasty Red®	\$1.50				
Hanna's Heart®	\$1.00							
<b>Cornus</b>			<b>Malus (Flowering)</b>					
Arctic Fire® PP18523®	\$1.15		Snowsweet®	\$1.00				
Arctic Sun® PP19892®	\$1.15		Sugar Thyme®	\$0.85				
Ivory Halo®	\$0.35		Golden Rain Drop®	\$1.25				
<b>Forsythia</b>			Adirondack®	\$0.75				
Gold Tide®	\$0.45		Candied Apple®	\$0.50				
<b>Fraxinus</b>			<b>Philadelphus</b>					
Autumn Applause®	\$0.70		Illuminati Arch	\$1.15				
Autumn Purple®	\$0.50		Illuminati Tower	\$1.15				
<b>Hazelnut</b>			<b>Prunus</b>					
Pollyo®	\$0.50		Black Gold®	\$1.00				
McDonald®	\$0.50		Black Ice®	\$1.50				
Wepster®	\$0.50		Carmine Jewel®	\$0.50				
<b>Hydrangea</b>			Compass	\$0.25				
Incredible® PP20571	\$1.75		Crimson Passion®	\$0.50				
Lets Dance Blue Jangle	\$1.35		Crimson Pointe®	\$0.75				
Lets Dance Arriba	\$1.35		Evans®	\$0.50				
Limelight® PP12874	\$1.50		Frost Peach®	\$1.00				
Limelight Prime®	\$1.60		Gisela®	\$1.75				
Little Lime®	\$1.35		Glacier®	\$0.50				
Little Lime Punch®	\$1.60		Krymsk-1	\$1.50				
Pink Diamond®	\$1.00		Mustang®	\$0.25				
Pinky Winky® PP16166	\$1.35		Nadia®	\$1.25				
Quick Fire® PP1681	\$1.50		Puente™	\$0.50				
			Puget Gold®	\$0.75				
			White Gold®	\$1.00				



























## Rootstock Info List

FRUIT TREES			STOCK	HEIGHT
<b>Apples</b>				
Semi-Dwarf	M-106	14'-18'	Apricot, Nectarines, Peaches & Plums	
Dwarf	M-26	12'-15'	Semi-Dwarf	Marianna 2624
Mini-Dwarf	M-27	6'-9'	Dwarf	St. Julien A
<b>Pears</b>			* Height listing may vary according to variety	
Semi-Dwarf	OHXF 97	14'-18"	<b>COMBINATIONS &amp; ESPALIERED TREES</b>	
Dwarf	OHXF 87	12'-16'	Apples	Semi-Dwarf
Dwarf	Province Quince	12'-16'	Pears	Dwarf
<b>Cherries</b>			Cherries	Semi-Dwarf
Semi-Dwarf	Mazzard F 12-1	22'-28'	Cherries	Dwarf
Dwarf	Gisela 5	12'-15'	Plums & Fruit Cocktail	


























# SHRUBS & BUSHES

<b>ACER GINNALA</b>		3-4'	4-5'	5-6'	6-8'	
	<b>Amur Maple</b> Small and upright, with dense branching. Large, dark green leaves. 15-20 ft.					
<b>AMELANCHIER</b>		12-18"	18-24"	2-3'	3-4'	4-5' 5-6'
	<b>Autumn Brilliance Serviceberry P.P. 5717</b> Fast growing, heavily branched. Reaches mature size early. Clusters of white flowers. Brilliant red fall color. Resistant to leaf spot. Edible fruit. 20' x 10'.					
	<b>Rainbow Piller</b> Unique form, stunning foliage. Edible fruit. Columnar shape. 15-20 feet high.					
<b>BIRCH – BETULA</b>		3-4'	4-5'	5-6'	6-8'	8-10'
	<b>Jacqumonti (Clump form)</b> Whitest of all Birches. Shiny green leaves with golden fall color.					
	<b>Heritage (Clump form)</b> Fast growing cultivar of River Birch. Disease and pest resistant.					
<b>BLUEBERRIES – VACCINIUM</b>		12-18"	18-30"			
	<b>Blue Crop</b> Mid season, upright, very productive, large light blue fruit. Zone 4. 4' wide 4'.					
	<b>Blue Jay</b> Early to mid-season. Medium to large fruit. Pleasant mild flavor. Zone 4. 5' x 7'.					
	<b>Chandler</b> Mid season, Hardy, Highbush variety with a abundant harvest of large sweet berries. Perfect for fresh eating and cooking.					
	<b>Duke</b> Blooms late, ripens early, commercially heavy producer. Zone 4. 4' x 6'.					
	<b>Earli Blue</b> Early and sweet, ripens in June.					
	<b>Jersey</b> Mid to late season. Sweet, light blue fruit. Consistent producer. Zone 4. 5' x 7'.					
	<b>Northland</b> Extremely cold hardy. High sugar content, good for jams. Medium size fruit.					
	<b>Pink Lemonade</b> The first pink blueberry! Self-pollinating. Fruit ripens mid-late season.					
	<b>Patriot</b> Earliest ripening self-pollinating large sweet berries. Blooms white in the spring, dark green summer foliage, and fiery orange-red fall colors.					
	<b>Sweetheart</b> late spring early summer ripening, highbush. Self fertile. Sweet blueberry excellent for fresh eating , and baking. Medium size, hardy, productive.					
	<b>Toro</b> Very hardy plant. Heavy producer with large berries. Zones 2-7.					
<b>CERCIDIPHYLLUM JAPONICUM</b>		3-4'	4-5'	5-6'	6-8'	
	<b>Katsura Multi-stem</b> Heart shaped blue-green leaves. Yellow-orange fall color. Slow grower.					
<b>DOGWOOD – CORNUS</b>		12-18"	18-24"	2-3'	3-4'	4-5'
	 <b>Arctic Fire®</b> PP18523 A compact version of Baileyi, red stemmed dogwood. 4 ft.					
	 <b>Arctic Sun®</b> PP19892 Brightly colored dogwood. Rich yellow stems, tipped with red.					
	<b>Blood Orange</b> Mid sized dogwood. Orange stems bleeding into red tips					
	<b>Isanti Red Twig</b> Dense, round shrub with bright red stems. 4-6 ft. tall. White flowers with small, white fruit. Hardy to -50°. Zone 2-7.					
	<b>Ivory Halo®</b> A compact variegated dogwood. Dark red winter twigs. 5-6 ft.					
	<b>Kelseyi (Dwarf Red Twig)</b> Compact growth habit. White fruits and flowers. Very adaptable. Height 2-3 ft.					
	<b>Mid-Winter Flame</b> Brightly colored stems, flickering yellow, orange and red. Mass plantings create a bonfire. Great for flower arrangements. Grows to 8 ft.					



DOGWOOD – CORNUS – cont'd		12-18"	18-24"	2-3'	3-4'	4-5'	
	<b>Red Osier</b> Striking red stem, adaptable plant for all growing conditions. White flowers in spring, berries in late summer. plant used in erosion control.						
	<b>Red Twig (Baileyi)</b> An excellent red stemmed dogwood, beautiful in the winter. Porcelain blue fruits. Very adaptable. Height range 6-8 ft.						
	<b>Variegated Red Twig (Elegantissima)</b> Showy green and white leaves on red stems. Height range 6-8 ft.						
	<b>Yellow Twig</b> A golden-yellow stemmed dogwood. Excellent winter effects. White flowers and berries. Height 6-8 ft.						
CORNUS KOUSA		2-3'	3-4'	4-5'			
	<b>Chinensis Multi-stem</b> Creamy white flowers with pink blush.						
COTINUS		18-24"	2-3'	3-4'	4-5'	5-6'	
	<b>Grace</b> Wine red foliage turns plum red. Fall shades of orange-red. Summer pink flowers.						
	<b>Royal Purple</b> Stunning dark purple leaves, turn scarlet red in fall. Zones 4-8.						
EUONYMUS		12-18"	18-24"	2-3'	3-4'		
	<b>Alatus Compacta (Dwarf Burning Bush)</b> An excellent dwarf shrub with corky winged stems. Green spring and summer foliage. Turns brilliant red in autumn.						
	<b>Alatus (Burning Bush)</b> Showy rounded to horizontal spreading shrub with corky winged stems. Green spring and summer foliage turns brilliant red in autumn. Nice natural form.						
	<b>Chicago Fire</b> Crimson red foliage with inedible orange-red berries. Fast growing. Large rounded body. Performs well in different types of soil conditions.						
FORSYTHIA		12-18"	18-24"	2-3'	3-4'	4-5'	
	<b>Gold Tide - Dwarf</b> Low growing and spreading, lemon-yellow flowers, light green foliage. Great for mass plantings or ground cover. 2 -3 feet height x 4 foot spread.						
	<b>Lynwood Gold</b> Upright with excellent yellow color. One of the first spring bloomers. Great for cut flowers. Height range 5-7 ft.						
	<b>Spring Glory</b> Large pale flowers, with very heavy blooming habit. Upright with arching form. Height range 6-8 ft.						
FORSYTHIA – TREE FORM		3-4'	4-5'	5-6'	6-8'		
	<b>Lynwood Gold</b> Upright with excellent yellow color. One of the first spring bloomers. Great for cut flowers. Height range 5-7 ft.						
HYDRANGEA		9-12"	12-18"	18-24"	2-3'	3-4'	4-5'
	<b>Annabelle</b> Large 10" white flower heads. Medium green foliage. Height 4 feet mound shaped. Many uses for these beautiful blooms.						
	<b>Ayesha</b> Pale pink, lilac shaped flowers. Large flower head, rare scented from the "Hortensia" group.						
	<b>Blue Wave</b> Deep blue lace cap, vigorous grower, late blooming.						
	<b>Forever Blue</b> Hardy hydrangea, blue mophead flowers. Blooms throughout the summer. 3-5 ft.						
	<b>Glowing Embers</b> Dark, glossy green leaves with red tint. Large reddish-pink flower clusters.						
	<b>Incrediball® PP20571</b> An improved version of Annabelle. Produces full, huge flower heads, which open green then mature to white. Very cold hardy.						



PWN  
PROVEN  
WINNERS



**HYDRANGEA – cont'd****9-12" 12-18" 18-24" 2-3' 3-4' 4-5'****Lets Dance Arriba**

Pinkish blue mop head. Dark green foliage.

**Lets dance Blue Jangles**

Deep blue mop head flower, compact growth

**Limelight® PP12874**

Large blooms with a unique chartreuse green color. Strong stems, long lasting and great cut &amp; dried flowers 6-8 ft.

**Limelight Prime®**

Green turning bright pink and red shades in fall. Mature height 6' Spread 5'

**Little Lime®**

Compact version of Limelight®. White conical flowers. Grow to 3-4 ft.

**Little Lime Punch®**

Flower Colors: Green, Pink, Red and white White. Red in the fall. Mature size 5' by 5'

**Madame Emile Mouillere**

Classic white flowers in very large inflorescences. A vigorous, hardy plant that grows well in sun or shade.

**Nikko Blue**

Large globe shaped flowers vary in blue color according to soil acidity. Excellent for dried cut flowers. Height range 4-5 ft.

**Pee Gee**

Large conical white flowers, turning pinkish-bronze in autumn. Great in arrangements.

**Penny Mac**

A hardy hydrangea, blue mophead flowers. Continuous summer blooms. 3-5 ft.

**Pink Diamond**

Pink buds open white, turning to pink and dark green leaves. Mature height 7' Spread 7'

**Pinky Winky® PP16166**

Very large, showy blooms with unique, two toned, pink and white flower heads. Upright growth easy to maintain, 6-8 ft. Beautiful dark green foliage.

**Prezosa**

3-4' full sun upright habit, forms a compact round bush. Pinkish-red to violet, foliage light green, red veins.

**Quick Fire® PP16812**

Early blooming. Large white pyramidal shaped flower heads, turning pink with maturity. Grows 6-8 ft.

**Unique**

Double white, extremely large flowers, 6-8 ft.

**ILEX****9-12" 12-18" 18-24" 2-3'****Red Sprite**

Slow growing hardy Shrub with bright red berries. Early blooming white flower in spring.

**Southern Gentlemen**

Male Clone. Dark Green foliage, rounded form. Produces no berries.

**Winter Red**

Female clone. Green foliage, red berries. Requires a male pollinator like Southern Gentlemen.

**PRIVET – LIGUSTRUM****18-24" 2-3' 3-4' 4-5' 5-6'****California Privet**

Semi-evergreen shrub grows rapidly to 15 feet, has dark green leaves and white, heavy scented flowers. Makes a great hedge.

**PHILADELPHUS – MOCK ORANGE****12-18" 18-24" 2-3' 3-4' 4-5'****Illuminati Tower®**

Very fragrant white flowers in late spring/early summer. Deer resistant and drought tolerant. Mature Height 4' spread 2'

**Illuminati Arch®**

Elegant arching branches. Very fragrant white flowers in late spring/early summer. Deer resistant and drought tolerant. Mature Height 4' Spread 4'

**Minnesota Snowflake**


















Vigorous grower. Double white flowers, very fragrant. Height range 6-8 ft.





























= Approved variety for shipment to Canada.




















PHILADELPHUS – MOCK ORANGE – cont'd		12-18"	18-24"	2-3'	3-4'	4-5'	
	<b>Snowbelle</b> Fragrant. Double white flowers. Compact form.						
	<b>Virginalis-philidelphus</b> 4-6'. White, fragrant, semi-double flowers. Broad branches. May-June.						
NINEBARK – PHYTOCARPUS		12-18"	18-24"	2-3'	3-4'	4-5'	
	<b>Darts Gold</b> A small upright shrub with white flowers and golden foliage with deeply lobed leaves. Drought tolerant. 4-5 ft. Zone 3.						
	<b>Diablo</b> Bush form.						
	<b>Red Barron</b> Upright spreading habit. Tan peeling bark with Clusters of white to pink flowers followed by red berries. Deep burgundy serrated foliage. Mature Height 8' Spread 6'						
NINEBARK – PHYTOCARPUS (TREE FORM)		3-4'	4-5'	5-6'	6-8'		
	<b>Diablo</b> Deep reddish-purple 3 lobed leaf foliage with creamy white clusters of flowers and textured bark. Great for hedges.						
FLOWERING PLUM – PRUNUS		12-18"	18-24"	2-3'	3-4'	4-5'	5-6'
	<b>Cistena</b> An upright shrub, with reddish- purple foliage. Single light pink, fragrant flowers. Very hardy. Height range 5-7 ft.						
FLOWERING CURRANT – RIBES		12-18"	18-24"	2-3'	3-4'	4-5'	
	<b>Golden Current (yellow)</b> Winter hardy drought tolerant with clusters of fragrant edible flower that are trumpet shaped and berries high in antioxidant. Attracts hummingbirds and butterflies.						
	<b>King Edwards</b> Red crimson flowers, blue/black berries. Blooms April-May, attracts hummingbirds.5-6 ft.						
	<b>White Icicle</b> slender dropping clusters of white flowers, fragrent, edible blue- black fruit.						
RIBES – TREE FORM		3-4'	4-5'	5-6'	6-8'		
	<b>King Edwards</b> Red crimson flowers, turning to blue/blackberries. Blooms April-May, attracts hummingbirds. 5-6 ft.						
SALIX		2-3'	3-4'	4-5'	5-6'	6-8'	
	<b>French Pussywillow</b> Early spring silver grey catkins used in flower arrangements. Height 12-15 ft.						
	<b>Golden Corkscrew</b> Golden spiral twisted branches. Yellow fall color.						
SPIREA		9-12"	12-18"	18-24"	2-3'	3-4'	4-5'
	<b>Anthony Waterer</b> Attractive rose-pink flowers. Blooms continuously through spring and summer. Reddish-purple color. Compact shrub, height 2-3 ft.						
	<b>Darts Red</b> Deep carmine red flowers, fading to pink. Does not produce albino shoots. (Similar to Anthony Waterer). 2 -3 ft.						
	<b>Gold Flame</b> Outstanding golden foliage turning green in summer. Orange fall color. Clusters of pink flowers throughout the summer. Height 2-3 ft.						
	<b>Little Princess</b> Dainty miniature habit, with rose-crimson and white flowers. Growth rate slow, height 2-3 ft.						
	<b>Magic Carpet</b> Dwarf shrub, grows up to 2 ft. Red tipped leaves, pink-purple summer flowers.						
	<b>Neon Flash</b> Deep pinkish-red blooms, foliage reddish purple turning green later in summer, beautiful burgundy fall color. Very dense mounding shape. Grows to 3 ft.						



SPIREA – cont'd		9-12"	12-18"	18-24"	2-3'	3-4'	4-5'
	<b>Snowmound</b> Rounded bushy habit. Dense, dark blue-green foliage. Small clusters of white flowers. Height 4' - 5'.						
	<b>Vanhouttei</b> Blue-green foliage with graceful, weeping form. Pure white clusters of flowers, profuse bloomer. Height 7 ft.						
LILACS – SYRINGA		12-18"	18-24"	2-3'	3-4'	4-5'	
	<b>Agrincourt Beauty</b> Single, Large, Violet Purple.						
	<b>Beauty of Moscow</b> Russian cultivar. Large, fragrant, double white flowers with pink. Zones 3-7.						
	<b>Belle De Nancy</b> Double pink very fragrant.						
	<b>Bloomerang®</b> PP20575 Compact, mounding variety. Reblooming lavender flowers. Good for cutting. Fragrant. Deer resistant.						
	<b>Charles Joly</b> Double red-purple, highly fragrant.						
	<b>Common Purple</b> Light purple, single flowers. Early blooming.						
	<b>Common White</b> Vigorous growth and attractive upright form single flower richly scented blooms arrive mid-spring to early summer. Good for hedging landscape. Low maintenance, deer resistant and attracts butterflies.						
	<b>Edward J Gardner</b> Double pink blooms.						
	<b>Fiala Remembrance</b> Fragrant, creamy, double opening white flower. Deer resistant.						
	<b>Franks Fancy</b> Single, Dark Purple .						
	<b>Katherine Havemeyer</b> Double lavender pink.						
	<b>Ludwig Spaeth</b> Single deep purple.						
	<b>Miss Ellen Willmont</b> Fragrant, double creamy white, old fashioned.						
	<b>Miss Kim</b> Dwarf, pale purple						
	<b>Mme. Lemoine</b> Double white.						
	<b>Monge</b> Single purple.						
	<b>Montaigne</b> Double pink.						
	<b>Pocahontas</b> Single deep violet blooms.						
	<b>President Grevy</b> Double blue.						
	<b>Primrose</b> Single yellow.						
	<b>Sensation</b> Single purple florets with white border.						
	<b>Yankee Doodle</b> Large single deep purple flowers. Fragrant and deer resistant.						
	<b>Vesper Song</b> Single violet bloom, fragrant.						
	<b>Wedgewood Blue</b> Single blue.						



VIBURNUM		12-18"	18-24"	2-3'	3-4'	4-5'	
	<b>Autumn Jazz</b> Graceful, upright, vase shaped. 8-10 ft.						
	<b>Burkwoodii</b> Graceful, upright, vase shaped. 8-10 ft. Fragrant white flowers, blooms Feb-March, dark evergreen type foliage, bluish-black fruit.						
	<b>Chicago Luster</b> Upright, rounded habit. 10 x 10' spread. Creamy white flowers followed by blue-black fruit in the fall. Drought tolerant.						
	<b>Korean Spice</b> Pink buds open to white snowball flowers. Blue/black fruit. Fragrant. 6'.						
	<b>Common Snowball (Opulus Sterile)</b> Bright green foliage, changing to reddish fall color. Blooms profusely with white snowball-like flowers. Very appealing. Height 8-10 ft.						
	<b>Shasta</b> White lacecap flower. Twice as wide as it is tall. Height 6' Spread 10', Zone 5-8.						
	 <b>Steady Eddy</b> Compact grower, 4-5 feet tall, beautiful white flowers all summer long.						
	<b>Summer Snowflake</b> White continuous blooms, 4-6 ft.						
	<b>Tomentosum Mariesii (Maries Doublefile)</b> Horizontal grower, with distinctive creamy, white flower. Blooms late spring into summer. Has a striking reddish-purple fall color. Height 8-10 ft.						
VIBURNUM – TREE FORM		3-4'	4-5'	5-6'			
	<b>Common Snowball (Opulus Sterile)</b> Bright green foliage, changing to reddish fall color. Blooms profusely with white snowball-like flowers. Very appealing.						
WEIGELA		9-12"	12-18"	18-24"	2-3'	3-4'	4-5'
	<b>Red Prince</b> Hardy, nonfading red flowers. 6 ft. Upright, branches at maturity. Blooms twice!						
	<b>Varigated</b> Green and white foliage, pink flowers. 4-6 ft.						
	 <b>Wine &amp; Roses® PP10772</b> Long bloom season, dark purple burgundy foliage						



# FRUIT TREES

## APPLE TREES MALUS – SEMI AND DWARF

Whip

LT

9/16"

11/16"

7/8"

1"



### Akane

Attractive red "Lunch Box" apple. Dessert quality, good to excellent tart, sprightly flavor. Late Aug. to Sept.

### Ashmead Kernal

Dessert apple. Green and yellow with golden russet. Sweet, tart and nutty. Scab resistant. Heirloom apple.



### Benji Shogun Fuji®

Crisp, juicy and very sweet Japanese apple. Beautiful red color. Ripens one month earlier than Fuji. September.



### Braeburn

Medium size, golden red apple. Excellent flavor, matures late, keeps well.



### Bramley

Large green/yellow. Ripens early October. Scab and mildew resistant.

### Centennial

Elongated fruits, white scarlet blush. Crisp, sweet flavor. Compact tree, scab resistant. Mid August.



### Chehalis

Large, yellow-green, mild sweet flavor, juicy and crisp eating apple. Scab resistant. Mid-Sept. to early Oct.



### Cortland

Dark red, heavy producer. Flesh stays white even after cutting, great for apple cider, cooking and fresh cut in salads.

### Cosmic Crisp®

Red juicy apple. Perfect sweetness and tartness. Excellent eating apple.

### WASHINGTON STATE ONLY



### Cox Orange Pippin

Medium size, orange-red over yellow, firm, aromatic. Late Sept. to early Oct.



### Dolgo Crab

Crimson colored fruit. 1 1/2 inches in size. Great pollinizer for most apples. High disease resistance.



### Early Pink Lady (Maslin®)

Limb sport of Pink Lady which matures 3-4 weeks earlier.



**Empire** McIntosh-delicious cross, dark red, medium size. Juicy, crisp, stores well.

**Enterprise** Apple scab immune. Resistant to fire blight. Medium size, dark red.



**Fuji** Sweet-tart flavor, yellowish apple with orange-red blush stripes.



**Gala** Bright scarlet stripe over yellow. Excellent quality. Mildew resistant.



**Granny Smith** Late maturing. Large green apple, tart.



### Gravenstein

Red striped over yellow, firm, juicy, crisp. All-time favorite. Early fall.



**Honeycrisp®** Ripens late September. Big red apple, crisp, juicy. Keeps well.



**Jonagold** Red striped over yellow. Good dessert and canning. Late Oct.



**King** Large, waxy yellow with red striping, crisp and sweet. Mid-to-late Oct.



**Liberty** Red, crisp and juicy. Disease-resistant variety. Oct.



**Lodi** Larger and later than Yellow Transparent. Also firmer, less mealy. August.



**Lucy Rose™** Red skinned, red flesh, tastes like berries. Stores for up to 3 months. Cross of Honeycrisp and Airlie Red.



**Lucy Gem™** Yellow striking red flesh juicy and crisp with complex berry-like flavors



**Lucy Glo™** Blushing gold skinned, with flesh, colors, red, pink, and white hues. sweet- Tart flavor



**Macoun** Medium, red striped on green. Sweet, crisp and juicy. Mid-Oct.



### Melrose

Medium to large, red apple, aromatic. Excellent for storage. Bears heavily. Cross between Jonathan and Delicious. Late Oct.



**Mutsu** Very large yellow-green apple. Crisp and juicy, tart.



**Northern Spy** Large, reddish, sprightly flavor. A good keeper. Late.



**Pink Lady®** Large crisp, sweet tart apple. Pink blush, yellow skin. Early bloom.



**Pink Pearl** Yellow with red blush. Pink flesh, late August.



= Approved variety for shipment to Canada.

FALL 2023 | SPRING 2024 • www.BIRINGERNURSERY.com





## APPLE TREES MALUS – cont'd

Whip LT 9/16" 11/16" 7/8" 1"

**Pristine**

Medium size yellow fruit, crisp and mildly tart. Ripens in August. Great for fresh eating, applesauce and baking. Good disease resistance.



**Red Delicious** Big red dessert apple. Late September - Mid October.



**Red Gravenstein** Large, red, firm flesh, crisp, good flavor. Early Fall.



**Red Jonagold** Same as Jonagold, bright red fruit.

**Red McIntosh**

Medium to large, bright red with white, tender flesh. Fall.

**Rosey Glow**

Best early apple, bright red, yellow blush. Great fresh eating, cooking, Mid-Aug.

**Snowsweet®**

Sweet with tart overtone. Bronze-red color. Snow white flesh, slow in oxidizing and turning brown after slicing. Cross between Sharon and Connell red.

**Spartan**

Dark red, crisp, excellent flavor. Good storage. Heavy bearing. Mid-Oct.

**Summer Red**

Medium, bright red, tart and juicy. Annual bearer. Late Aug.

**Sunrise Magic®**

Pinkish-red, sweet, moderate acidic apple. A cross between Splendour and Gala. First apple released by WSU. **WASHINGTON STATE ONLY**

**Whitney Crab**

Best eating crabapple. Good producer.

**William's Pride**

Disease resistant, bright red apple. Heavy producer.

**Yellow Delicious**

Yellow, aromatic, crisp, excellent eating and cooking. Late.

**Yellow Transparent**

Med.-large, tender, tart, good cooking. Late July-Aug.

**Zestar®**

Excellent sweet tart balance with a slight flavor of brown sugar. Light crisp and juicy. Great quality and cold hardy. Early apple. Great storing apple.

## APPLE TREES – MALUS – MINI DWARF ON M27

Whip LT 7/16" 9/16" 11/16" 7/8"

**Akane****Beni Shogun****Braeburn****Chehalis****Cosmic Crisp® WASHINGTON STATE ONLY****Fuji****Gala**

**Granny Smith** Late maturing. Large green apple, tart.

**Gravenstein****Honeycrisp®****Jonagold****Liberty****Melrose****Pink Lady®****Spartan**

## COLUNADE APPLE – MALUS – SEMI

1 Yr Whip 2 Yr

**Golden Sentinal®**

Large yellow fruit, mid Sept. Good eating and baking. Upright growth. 8-12'.

**North Pole®**

Large red, early Sept. Good cider, baking and eating. Upright growth. 8'-12'.

**Scarlet Sentinal®**

Large yellow with red blush. Juicy sweet, late Sept. Good keeper. 8' - 10'.

**Urban Blushing Delight®**

Apple turns blush Red to Yellow 8-10 feet Zone 4-7 Pollinates Urban Tasty Red.

**Urban Golden Treat**

Green and gold medium sized tart apple. Columnar's great for small backyards on porch in pot. 8-10' tall.



## COLUNADE APPLE – MALUS – SEMI – cont'd

1 Yr Whip 2 Yr

**Urban Tanga Green™**

Crisp texture, lime green color and a sweet/tart flavor. It ripens early mid-season. Mature Height 8' Columnar. Any of the other Urbans will pollinate each other.

**Urban Tasty Red®**

Red medium sized firm fruit that's sweet and juicy. Ripens in mid September.

## APPLES ON ANTONOVKA

Whip

LT

9/16"

11/16"

7/8"

1"

**Battleford**

Hardy cultivar. Large yellow, red stripes. Great for cooking. Mid Sept. Zone 2.

**Goodland**

Large, creamy yellow with a splash of red apple. Excellent fresh eating and cooking apple. Fruit ripens mid-September and stores well. Zone 3.

**Haralson**

Red crisp, tart fruit. Bears fruit in 2nd year. Extreme winter hardy. Zone 2-7.

**Honeycrisp®**

Ripens late September. Big red apple, crisp, juicy. Keeps well.

**Lucy Rose™**

Red skinned, red flesh, tastes like berries. Stores for up to 3 months. Cross of Honeycrisp and Airlie Red.

**Lucy Gem™**

Yellow striking red flesh juicy and crisp with complex berry-like flavors.

**Lucy Glo™**

Blushing gold skinned, with flesh, colors, red, pink, and white hues. sweet- Tart flavor.

**Norland**

A juicy, early, red striped apple. Good for fresh eating, cider, sauce, and pies. A natural dwarf, producing fruit at a young age. A very hardy cultivar. Zone 2.

**Parkland**

Similar to Norland. Small fruit. Good for eating and cooking. Zone 2.

**Red Macintosh**

Medium to large, bright red with white, tender flesh. Fall.

**September Ruby**

Medium sized red apple, with light green flesh. Excellent for fresh eating and cooking. Vigorous grower, ripens in early September. Stores well. Zone 2.

**Spartan**

Dark Red, Crisp excellent flavor, heavy bearing. Mid. Oct.

## PEAR TREES – PYRUS – SEMI AND DWARF

Whip

LT

9/16"

11/16"

7/8"

1"

1 1/4"

**Anjou**

Medium to large, fine flavor, good keeper. Mid-late ripening.

**Bartlett**

Medium to large very sweet, tender. Excellent eating and canning. Early Sept.

**Bosc**

Medium to large, long-necked, fine flavor. Mid-season.

**Clapp's Favorite**

Resembles Bartlett, sweet, aromatic and juicy. Mid-Aug.

**Comice**

Large fruit, thick-skinned. Best when stored 1-2 months.

**Conference**

Medium size, golden speckled, long necked pear. Sweet and spicy flavor. Sep.

**Early Gold**

Self pollinator but will increase production with pollinator. Great for canning, baking, cooking and fresh eating. Small greenish sweet and crisp texture fruit with hints of gold and white flesh. Early fall harvest Fire blight resistant.

**Flemish Beauty**

Medium to large, yellow with red blush, good canner. Just after Bartlett.

**Gold Spice**

Yellow with red blush. Fireblight resistant. Great pollinizer. Zone 3.

**Highland**

Medium to large, needs month storage for best quality, will keep until Jan. Excellent quality, sweet rich flavor, smooth and juicy. Early Oct.

**Maxie**

Cross between Nijissiki and Red Bartlett. Yellow/gold with red blush. Resistant to leaf and pear fruit scab. Early maturing.

**Moon Glow**

Blight resistant, vigorous grower, yellow fruit, ripens week after Bartlett.

**Orcas**

Large, sweet mild flavor, good for canning and drying. Sept.



= Approved variety for shipment to Canada.





## PEAR TREES – PYRUS – cont'd

-  **Red Bartlett**  
Like Bartlett except bright red skin and somewhat sweeter.
-  **Red Clapp's**  
Like Clapp's, except skin is red.
-  **Reddy Robin (P-109)**  
Cross between an Asian and European Pear. Looks and tastes like an apple.
-  **Rescue**  
Large, sweet mild flavor, orange-yellow skin and good producer. Late Aug.
-  **Summencrisp**  
Green with a red blush. Hardest pear from University of Minnesota. Zone 4.
- Ubilean**  
Large disease resistant variety from Yugoslavia. Vigorous and productive. Juicy, sweet greenish fruit with red blush. Ripens in late July.

## ORIENTAL PEARS – PYRUS – SEMI AND DWARF

Whip LT 9/16" 11/16" 7/8" 1" 1 1/4"

-  **Ari-Rang**  
Large brown skinned pear.
-  **Chojuro**  
Medium round, brown-skinned, mildly sweet, texture firm and crisp. Mid-Aug.
-  **Hosui**  
Medium-large brown skinned pear. Crisp sweet flavor. Early September.
-  **Kosui**  
Medium to large, brown-skinned, crisp, sweet spicy and aromatic. Mid-Sept.
-  **Nijisseiki**  
Medium round, greenish yellow, firm, crisp and juicy, good quality. Late Aug.
-  **Shinglo**  
Golden brown skin, ripens early Aug. Average size, sweet, juicy, excellent flavor.
-  **Shinko**  
Brown-skinned, crisp, sweet to sub-acid. Mid-Oct.
-  **Shinseiki**  
Medium round, yellow-skinned, crisp and juicy. Mid-Aug.






## QUINCE – PYRUS – SEMI AND DWARF

Whip 9/16" 11/16" 7/8"

- Orange Quince**  
Large yellow fruit, orange tinted flesh, turns red when cooked. Self fertile.
- Pineapple Quince**  
Medium sized yellow round fruit. Has pineapple like flavor. Ripens in October. Big white blossoms. Self fertile. Use in apple cider and jellies.
- Smyra Quince**  
Self fertile. Large yellow pear shaped, winter hardy and disease resistant. Great for cooking and jellies.

## HARDY PEARS ON USSURIENSIS

Whip LT 9/16" 11/16" 7/8" 1"

-  **Comice**  
Large fruit, thick-skinned. Best when stored 1-2 months.
-  **Early Gold**  
Self pollinator but will increase production with pollinator. Great for canning, baking, cooking and fresh eating. Small greenish sweet and crisp texture fruit with hints of gold and white flesh. Early fall harvest Fire blight resistant.
-  **Flemish Beauty**  
Medium to large yellow with red blush, fine flavor, good canner.
-  **Gold Spice**  
Small very hardy pear. Yellow with a red blush. Fireblight resistant. Best for canning and spicing. Great pollinizer. Zone 3.
-  **Summencrisp**  
Green with a red blush. Hardest pear from University of Minnesota. Zone 4.
-  **Ure**  
Small greenish-yellow pear with good texture. Fruit ripens mid-September. Excellent for fresh eating, dessert, and fresh canning. Zone 2.

## CHERRY TREES – ON MAZZARD ROOTSTOCK

Whip LT 9/16" 11/16" 7/8" 1" 1 1/4"

-  **Angela**  
Large, black, resists cracking and disease, ripens like Bing. Mid-season.
-  **Bing**  
Top quality, large juicy and sweet black cherry. Mid-season.



**CHERRY TREES – ON MAZZARD– cont'd**

Whip

LT

9/16"

11/16"

7/8"

1"

1¼"

-  **Black Gold**  
Large, deep red, sweet cherry. Late blooming. Self-fertile.
-  **Carmine Jewel**  
Combination of a sweet and sour cherry. Easy to grow, cold hardy, resistant to pest and diseases. Wine colored. Self-pollinating.
-  **Compass**  
Small dark red plum- cherry. Yellow-red flesh , sweet and tart. Late blooming.
-  **Evans**  
Compact, sour. Red fruit. Hardy. Good for pies and jams. Self-pollinating.
-  **Glacier®**  
Large, dark cherry, self-fertile.
-  **Lapin**  
Self-fertile. Dark, crack-resistant, good pollinizer.
-  **Montmorency**  
Sour cherry, small, bright red, soft, juicy, fruit. Self-fruitful. Mid season.
-  **Morello**  
Dark red fruit, pie cherry. good quality, highly productive. Late July.
-  **North Star**  
Compact, sour. Heavy producer. Hardy and disease resistant. Self-pollinating.
-  **Rainier**  
Yellow skin, pink blush, ripens before Bing. Larger than Royal Ann, good pollinizer.
-  **Royal Ann**  
Light yellow fruit with pink blush, tender, crisp, sprightly flavor. Mid-season.
-  **Sam**  
Large, jet-black, firm, heart-shaped fruits of good quality. Highly resistant to cracking, good pollinizer, one week earlier than Bing.
-  **Stella**  
Red fruit, self-fertile, good pollinizer. Mid-season.
-  **Sweetheart**  
Self fertile sweet cherry. Bright red fruit. Ripens late July.
-  **Tehraniwee**  
Self fertile sweet cherry. Beautiful mahogany colored. Excellent flavor with sweetness. Ripens end of July. Cross between Van and Stella
-  **Van**  
Black shiny fruit, firmer and slightly smaller than Bing and ripens about same time. Heavy bearing tree and a good pollinizer.
-  **Vandalay**  
Large black, self fertile cherry. Crack and canker resistant. Ripens mid season.

**CHERRIES – ON DWARF GISELA ROOTSTOCK™**

Whip

LT

9/16"

11/16"

7/8"

1"

-  **Angela**  
Large, black, resists cracking and disease. Ripens like Bing. Mid-season.
-  **Bing**  
Top quality, large juicy and sweet black cherry. Mid-season.
-  **Black Gold**  
Large, deep red, sweet cherry. Late blooming. Self-fertile.
-  **Carmine Jewel**  
Combination of a sweet and sour cherry. Easy to grow, cold hardy, resistant to pest and diseases. Wine colored. Self-pollinating.
-  **Early Burlat**  
Large, firm, red meaty. Fruits of excellent quality. Ripens in June.
-  **Evans**  
Compact, sour. Bright red fruit. Extremely hardy. Good for pies and jams. Self-pollinating.
-  **Glacier®**  
Large, dark cherry, self-fertile.
-  **Kristin**  
Dark, crack resistant. Heavy producer.
-  **Lapin**  
Self-fertile. Dark, crack-resistant. Good pollinizer.
-  **Montmorency**  
Sour cherry, small, bright red, soft, juicy, sweet-tart. Self-fruitful. Mid-season.
-  **Morello**  
Dark red fruit, pie cherry. Good quality, highly productive. Late July.
-  **North Star**  
Self Fertile. Extreme Hardy crack resistant sour cherry ripens mid-June to mid-July.
-  **Rainier**  
Yellow skin, pink blush, ripens before Bing. Larger than Royal Ann, good pollinizer.







= Approved variety for shipment to Canada.






**CHERRIES – ON DWARF GISELA™ – cont'd**

Whip LT 9/16" 11/16" 7/8" 1"

-  **Royal Ann**  
Light yellow fruit with pink blush, tender, crisp, sprightly flavor. Mid-season.
-  **Sam**  
Large, jet-black, firm, heart-shaped fruits of good quality. Highly resistant to cracking, good pollinizer, one week earlier than Bing.
-  **Stella**  
Red fruit, self-fertile, good pollinizer. Mid-season.
-  **Tehranivee**  
Self fertile sweet cherry. Beautiful mahogany colored. Excellent flavor with sweetness. Ripens end of July. Cross between Van and Stella
-  **Surefire**  
Late flowering. Tolerates frosts and/produces crack resistant crops. Fire engine red color. So highly regarded, it is the first sour cherry.
-  **Sweetheart**  
Self fertile sweet cherry. Bright red fruit. Ripens late July.
-  **Van**  
Black shiny fruit, firmer and slightly smaller than Bing and ripens about same time. Heavy bearing tree and a good pollinizer.
-  **Vandalay**  
Large black, self-fertile cherry. Crack and canker resistant. Ripens mid-season.

**CHERRIES – ON OWN ROOT**

Whip LT 9/16" 11/16" 7/8" 1"

-  **Carmine Jewel**  
Combination of a sweet and sour cherry. Easy to grow, cold hardy, resistant to pest and diseases. Wine colored. Self-pollinating.
-  **Crimson Passion**  
Dark red large fruit. Tart cherries but also sweet enough for fresh eating. Self-pollinating.
-  **Evans**  
Compact sour bright red fruit. Extremely hardy. Good for pies and jams. Self pollinator.






**EUROPEAN PLUM TREES – DOMESTICA**

Whip LT 9/16" 11/16" 7/8" 1" 1¼"





















-  **Blue Damson**  
Small, purple or blue-black, green flesh, very tart. Excellent For preserves and jams.
-  **Brooks**  
Early Italian strain, purple.
-  **French Prune**  
Small to medium, red/black. Sweet. Good for canning and drying. Late.
-  **Green Gage**  
Medium, round, greenish yellow with amber flesh. sweet, good flavor, good for eating, cooking, canning or jam. Mid-season.
-  **Imperial Epineuse**  
European type, medium sized oval fruit, purple-blue skin, yellow flesh, freestone, firm, sweet, great for fresh eating and drying. Very productive. Mid-August.
-  **Italian Prune**  
Medium, purplish black sweet. Excellent fresh, canned or dried. Late mid-season.
-  **Nadia**  
50/50 Plum/Cherry hybrid. High levels of antioxidants. Stores well.
-  **Seneca**  
Large purple fruit. High quality for eating, canning or drying, resists cracking.
-  **Stanley**  
Large purplish black with yellow flesh. Sweet, juicy. Mid-season, good canning.
-  **Yellow Egg**  
Large oval, bright yellow with yellow flesh. Soft and sweet. Mid-season.

**JAPANESE PLUM TREES SALICINA – SEMI AND DWARF**

Whip LT 9/16" 11/16" 7/8" 1" 1¼"

-  **Beauty**  
Pollinizer. Red amber flesh, good flavor. Replaces Santa Rosa. Early-mid season.
-  **Hollywood**  
2" wide red flesh plum. Good for eating and excellent jelly. Pink blooms.
-  **Methley**  
Round medium sized reddish purple plum with red flesh. Juicy and sweet. Early.
-  **Satsuma**  
Medium, dark red, solid meaty flavor, sweet. Mid-season.
-  **Shiro**  
Large, round, golden yellow with yellow flesh. Mid-season.



HARDY PLUMS ON MUSTANG		Whip	LT	9/16"	11/16"	7/8"	1"
	<b>Black Ice™</b> Purple/black skin with juicy red flesh. Free stone. Cold hardy to -35° F.						
	<b>Brookred</b> Mid-sized dark red. Good for eating and cooking. Ripe late August. Zone 2.						
	<b>Pembina</b> Hardy, red, early plum. Firm skin, flesh is yellow and juicy. Zone 3.						
	<b>Toka</b> An excellent pollinizer that produces medium, dark red fruit. Blue colored blooms. Ripens in late August. Zone 3						
	<b>Waneta</b> Large red skinned plum. Ripens mid-August to September. Heavy producer, great for snacks, dessert, and canning. Zone 4.						
PEACH TREES – PERSICA – SEMI AND DWARF		Whip	7/16"	9/16"	11/16"	7/8"	1"
	<b>Frost Peach®</b> Leaf curl resistant. Medium to large fruit, yellow flesh, freestone, good quality and producer. Mid-August, self-fertile.						
	<b>Galaxy</b> A free stone. white flesh "doughnut". Ripens mid-late July. Self-fertile.						
	<b>Red Haven</b> Free stone, medium size, yellow flesh, great canning and freezing peach.						
	<b>Reliance</b> Medium fruit, yellow skin, red blush, freestone, hardy tree.						
	<b>Saturn</b> Doughnut shaped, white flesh. Self-fertile, freestone. Ripens in July.						
	<b>Veteran</b> Medium size fruit. Freestone. Golden yellow skin, red blush.						
APRICOT TREES – ARMENICA – SEMI AND DWARF		Whip	7/16"	9/16"	11/16"	7/8"	1"
	<b>Harcot</b> Sweet, juicy, rich flavor. Great for colder areas with its frost-hardy late bloom.						
	<b>Harglow</b> Newer, promising apricot variety. Medium to large fruit, very good eating. Attractive orange color. More disease resistant for this area.						
	<b>Puget Gold</b> Medium size, flesh firm, sweet, susceptible to common apricot problems. Mid-august, self-fertile.						
	<b>Tilton</b> Leading variety for freezing, drying and canning. Vigorous tree, heavy producer. Resistant to late frosts. Blooms early. Needs pollinizer.						
	<b>Wenatchee MoorPark</b> Greenish yellow fruit. Productive self-pollinator.						
APRICOT TREES ON MUSTANG		Whip	7/16"	9/16"	11/16"	7/8"	1"
	<b>Scout</b> Hardy, self-fertile tree with pink flowers. Tasty golden fruit in August. Zone 3.						
NECTARINE TREES–NUCIPERSICA–SEMI AND DWARF		Whip	7/16"	9/16"	11/16"	7/8"	1"
	<b>Fantasia</b> Red with yellow undercolor. Large, firm, smooth fruit. Mid/late July.						
	<b>Flavortop</b> Vigorous, productive, and self-fertile with large, showy blossoms. Yellow fleshed, freestone nectarine that is firm, smooth texture. Ripens mid-season.						
	<b>Hardy Red</b> New promising variety for the Northwest. Red skinned with golden blush, yellow flesh. Ripens mid-August. Excellent flavor.						
	<b>Harko</b> Reliable producer, good quality. Late August.						



= Approved variety for shipment to Canada.




# COMBINATION FRUIT TREES

## APPLES, CHERRIES, PEARS & PLUMS


9/16" 11/16" 7/8" 1" 1 1/4"

4 Way  
3 Way

**Apple #1 (Washington Only):** Sunrise Magic, Honeycrisp, Gravenstein, Cosmic Crisp, Chehalis (Add \$.50)

 **Apple #2** Spartan, Honeycrisp, Chehalis, Akane, Liberty

 **Apple #3** Gala, Honeycrisp, Braeburn, Red Macintosh, Fuji

 **Cherries** Bing, Rainier, Van, Royal Ann, Lapin, Glacier


 **Dwarf Cherries** Bing, Rainier, Van, Montmorency, Stella, Sweetheart (Add \$1.00)

 **Fruit Salad** Frost Peach, Puget Gold Apricot, Hardy Red Nectarine, Harcot Apricot, Nadia Plum, Shiro Plum (Add \$2.00)

 **Fruit Cocktail** Frost Peach, Puget Gold Apricot, Hardy Red Nectarine, Rainier Cherry, Italian Prune, Lapin Cherry (Add \$3.00)

 **Oriental Pear** Chojuro, Nijisseiki, Shinseiki, Shinko, Kosui

 **Pear** Bartlett, Flemish Beauty, Red Bartlett, Rescue, Anjou, Bosc

 **Plum** Stanley, Yellow Egg, Brooks, Italian, Seneca, Green Gage

Combination trees grafted on: Apple - M106; Cherries - Mazzard F-12; Dwarf Cherries - Gisela 5 148-2; Pears - Quince; Oriental Pears - Quince; Plums - St Julian A; Fruit Cocktail - St. Julian A

## HARDY COMBINATION FRUIT TREES


### APPLES, PEARS & PLUMS

9/16" 11/16" 7/8" 1"

4 Way  
3 Way

 **Apple on Antonvoka:** Goodland, Parkland, Battleford, September Ruby, Norland

 **Plum on Mustang:** Waneta, Toka, Brooks Red, Black Ice, Green Gage

 **Pear on Ussuriensis:** Ure, Comice, Gold Spice, Flemish Beauty, Summer Crisp

## ESPALIERED FRUIT TREES

### APPLES, PEARS & PLUMS


2 Tier 3 Tier

 **Apple #1 (Washington Only):** Honeycrisp, Sunrise Magic, Cosmic Crisp

 **Apple #2** Gala, Honeycrisp, Fuji

 **Apple #3** Akane, Honeycrisp, Liberty

 **Hardy Apple** September Ruby, Parkland, Goodland

 **Oriental Pear** Chojuro, Shinseiki, Nijisseiki

 **Pear** Red Bartlett, Bosc, Bartlett

 **Hardy Pear**


Espaliered trees grafted on: Apple- M26; Pear, Oriental Pear - Quince; Dwarf Cherries on G-5; Cherries on Mazzard F-12; Fruit Cocktail on St. Julian A

## NUT TREES

### ALMONDS – DULCIS

Whip 7/16" 9/16" 11/16" 7/8" 1"

 **Hall's Hardy** Hardy and bears heavy. Large nut and hard shell. Late.

 **Texas Mission** Large, upright, vigorous grower. Small, hard nut. Late.

### FILBERTS – CORYLUS

Whip 3-4' 4-5' 5-6' 6-7' 1"

**Epsilon** Compact tree, medium size nut. High yield, disease resistance

**Eta** Disease Resistant. Good Pollinizer for Yamhill/Jefferson. Good quality Medium sized nuts. 10-12'

**Jefferson** New filbert. Leading nut in market. Pollinated by Theta.

**McDonald** Early, medium size nuts, good quality and yields

**Polly0** Med size round nuts, early ripening, blight resistant.

**Sacajawea** Eastern Filbert Blight resistant.


**Wepster** Small kernelled high yielding nut, blight resistant, and immune to big bud mites. Taller tree grows to 15 feet


**Yamhill** Compact tree. Productive, medium sized nuts. Kernal texture. Flavor and appearance.

### WALNUT – JUGLAN

3-4' 4-5' 5-6' 6-8' 1 1/4"

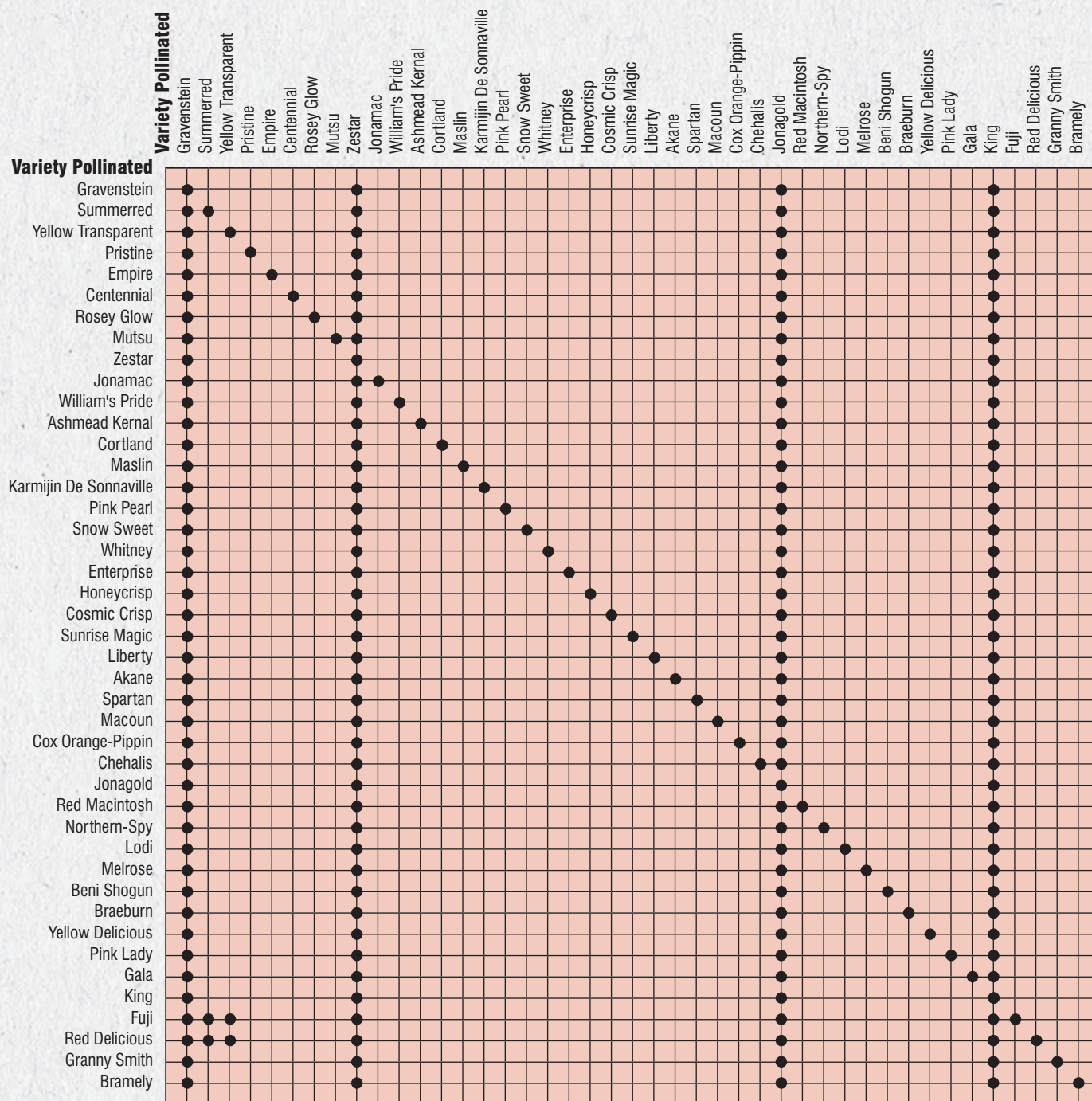
 **Carpathian** English, high quality hardy nut.

 **Cascade** English, large nut, excellent quality.

 **Manregion** English, round nut, soft shell, hardy.



# POLLINATION CHART FOR Apples

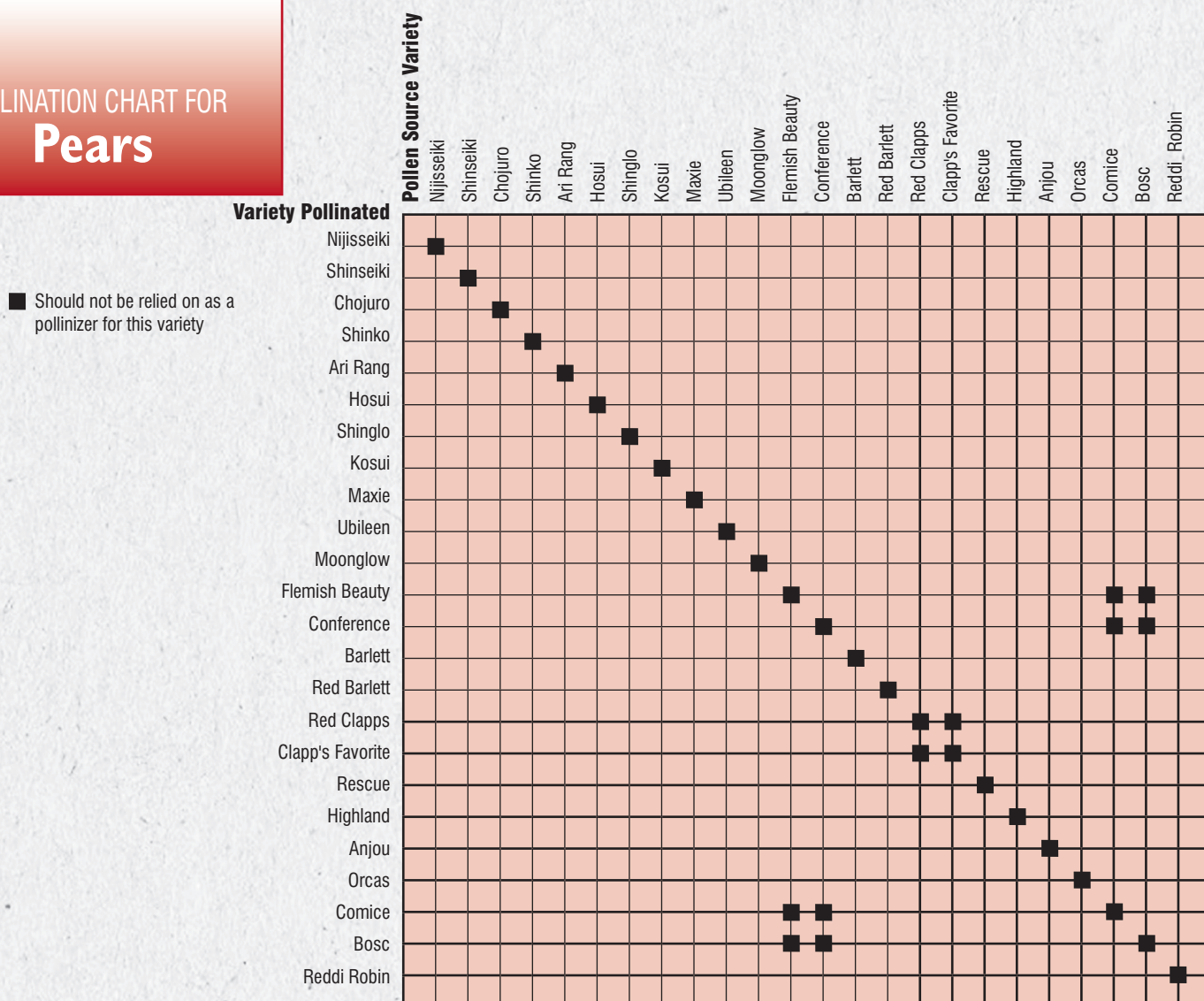




## POLLINATION CHART FOR Plums

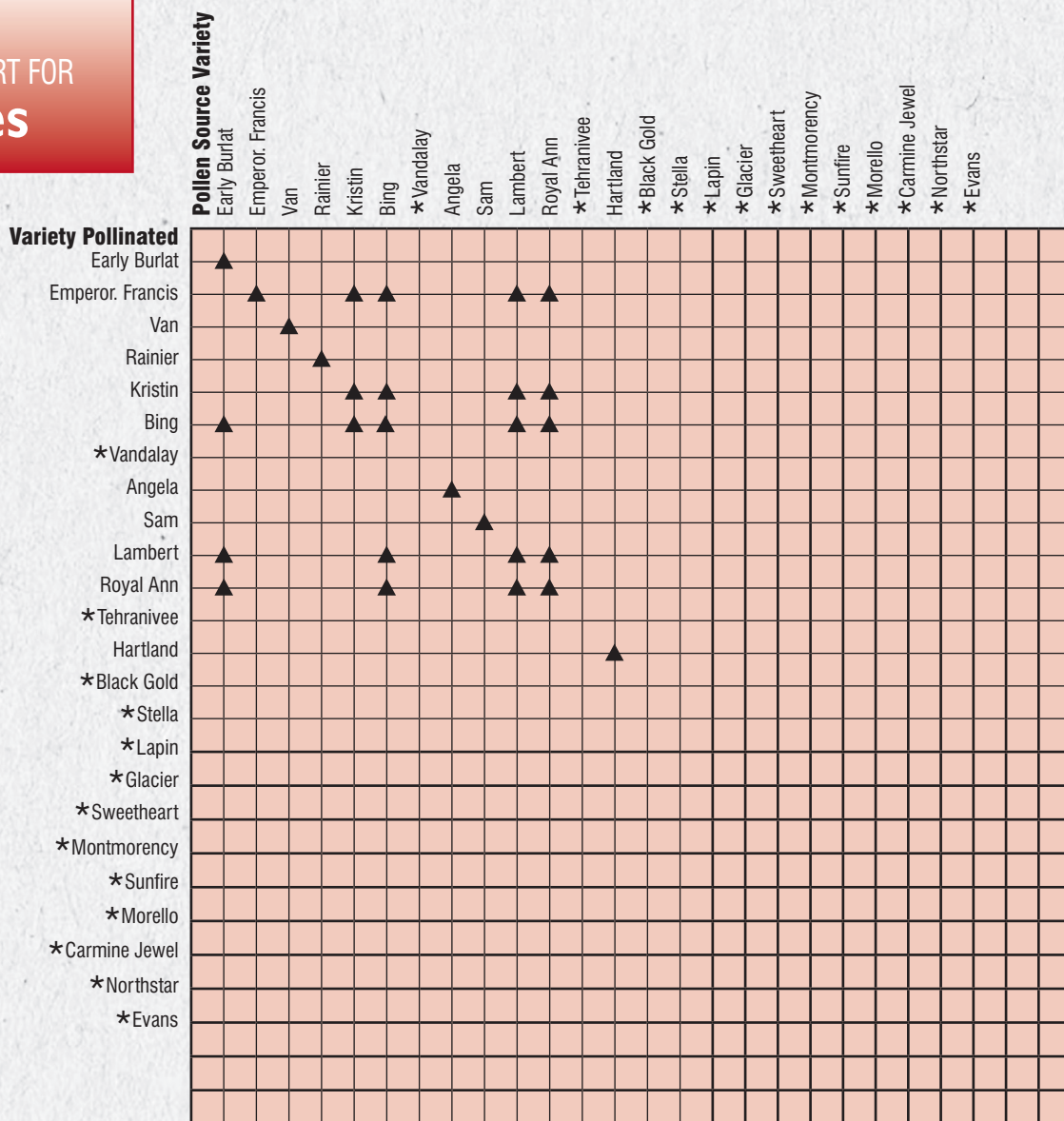


## POLLINATION CHART FOR Pears



































# POLLINATION CHART FOR Cherries



- ▲ Should not be relied on as a pollinizer for this variety
- \* Self Fertile – will also pollinate other cherry varieties.

# FLOWERING & SHADE TREES

FLOWERING CHERRY – PRUNUS		Whip	5-6'	6-7'	7-8'	1"	1¼"	1½"
	<b>Accolade</b> Semi-double, large drooping pink clusters, 20' and as wide. Mid-season.							
	<b>Akebono</b> Single, pink, to 25 feet and as wide. Early.							
	<b>Amanogawa</b> Semi-double, pink with deep pink, columnar, 20'- 25' tall, 8' wide. Early-mid.							
	<b>Autumnalis</b> Double, pinkish white, flattened crown, 25' to 30'. Early.							
	<b>Columnar Sargentii</b> Pink flowers in clusters of 2-4. Upright. Mid-Season.							
	<b>Kwanzan</b> Large double, deep rosy pink. Branches stiffly upright, form inverted cone, 30 feet by 20 feet wide. Mid-season.							
	<b>Mt. Fuji</b> Semi-double to double, pink in bud, white when fully open, purplish pink as flower ages. Horizontal branching, 20 feet and wider than high. Early.							
	<b>Okame</b> Pink, flowers, oval-shaped to 20', yellow-orange or orange-red color. Early.							
	<b>Royal Burgundy®</b> Vase shaped growth. Double magenta pink blooms.							
	<b>Shirofugen</b> Double, pink, spreading growth, arching branches, 15', wider than high. Late.							
	<b>Shogetsu</b> White double blooms. Low, flat topped with spreading and arching branches.							
	<b>Snow Goose</b> Stunning clusters of fragrant white flowers in early spring. Bright green foliage. Leaves turn Orange in Fall. Height 20' with spread of 20'.							
	<b>Yoshino</b> Single, light pink/white, fragrant. Pendulous branches. Early.							
FLOWERING CHERRY – TOP GRAFT		#1 Lite	#1	Heavy				
	<b>Akebono</b> Single, pink, to 25 feet and as wide. Early.							
	<b>Amanogawa</b> Semi-double, pink with deep pink, columnar, 20'- 25' tall, 8' wide. Early-mid.							
	<b>Kwanzan</b> Large double, deep rosy pink. Branches stiffly upright, form inverted cone, 30 feet by 20 feet wide. Mid-season.							
	<b>Mt. Fuji</b> Semi-double to double, pink in bud, white when fully open, purplish pink as flower ages. Horizontal branching, 20 feet and wider than high. Early.							
	<b>Royal Burgundy®</b> Vase shaped growth. Double magenta pink blooms.							
	<b>Yoshino</b> Single, light pink/white, fragrant. Pendulous branches. Early.							
DWARF FLOWERING CHERRIES ON GISELA™ – PRUNUS		Whip	5-6'	6-7'	7-8'	1"		
	<b>Akebono</b>							
	<b>Amanogawa</b> Semi-double, pink with deep pink, columnar, 20'- 25' tall, 8' wide. Early-mid.							
	<b>Kwanzan</b>							
	<b>Mt. Fuji</b>							
	<b>Yoshino</b>							
RED BARK FLOWERING CHERRIES (Tibetica Interstem) - PRUNUS		#1 Lite	#1	Heavy				
	<b>Akebono</b>							
	<b>Kwanzan</b>							
	<b>Mt. Fuji</b>							
	<b>Yoshino</b>							
	<b>Double Subhirtella</b>							
	<b>Snow Fountain</b>							
PRUNUS VIRGINIANA		Whip	5-6'	6-7'	7-8'	1"	1¼"	1½"
	<b>Canada Red (Chokecherry)</b> Small pyramidal tree, white flowers. Edible red fruit turning dark purple.							



**WEeping Flowering Cherry – PRUNUS**

#1 Lite

#1

Hvy.

**Double Subhirtella**

Profuse double pink flowers, most popular of the weeping cherries.

**Top grafted, 6 foot****Top grafted, 4 foot****Snow Fountain®**

Semi-double snow white flowers. Graceful cascading branches.

**Top grafted, 6 foot****Top grafted, 4 foot****Base budded****Contorted****FLOWERING CRAB APPLE – MALUS**

Whip

5-6'

6-7'

7-8'

1"

1¼"

**Adirondak**

Densely compact, upright, disease resistance. White flowers, red fruit.

**Evereste™**

Excellent disease resistance and scab immune. Fragrant spring blooms cover this semi-sweeping tree. Nice foliage throughout the year. White bloom.

**Golden Raindrops™**

Scab resistant, blooms early spring. Golden-yellow fruit. White bloom.

**Prairifire**

Maroon foliage, pinkish-red flowers, dark red fruit. Excellent disease resistance.

**Profusion**

Heavy bloomer, red buds turn to pink. New foliage red fades to bronzy green.

**Robinson**

Deep pink flowers, red fruit, upright, spreading round form. Disease-resistant.

**Sargent**

Small, white, fragrant flowers. Dark green foliage with dense shrub-like branching. Good disease resistance.

**Snowdrift**

Upright spreading form. Pink buds open to single white flower. Orange fruit.

Spring Snow Pure white flowers without fruit. Resistant to rust and mildew.

**Spring Snow**

Pure white flowers without fruit. Resistant to rust and mildew

**Sugar Tyme (P.P. #7062)**

Upright oval form. Sugary-white fragrant flowers. Early to mid season bloomer.

**Thunderchild**

Beautiful single, delicate pink flowers in spring. Produce dark red fruit. Foliage is deep purple and tree has upright spreading habit.

**Tschonski**

Pyramidal form, white flowers and pink hue, silvery-grey leaves.

**Zumi**

White single flower, fragrant, bright red fruit. Disease-resistant.

**WEeping Flowering Crabapple – MALUS**

#1 Lite

#1

Hvy.

**Candied Apple®**

Red buds opening to large, single pinkish-purple flowers. Bright red fruit, dark green foliage. Very good disease resistance.

**Contorted Candied Apple™**

Red buds opening to large, single pinkish-purple flowers. Bright red fruit, dark green foliage. Very good disease resistance.

**Echtermeyer**

Purplish-red flowers, 1 1/2" wide all along weeping branches. Foliage is purple, later turning bronzy green.

**Louisa**

Broad weeping form, profuse rose-pink single blooms, dark green leaves. Lemon-gold fruit. Excellent disease resistance.

**Red Jade**

Dark green foliage, white flowers, showy bright red fruit.



**FLOWERING CRABAPPLES ON ANTONOVKA**

Whip 5-6' 6-7' 7-8' 1" 1¼"

**Evereste™**

Excellent disease resistance and scab immune. Fragrant spring blooms cover this semi-sweeping tree. Nice foliage throughout the year. White bloom.

**Golden Raindrops™**

Scab resistant, blooms early spring. Golden-yellow fruit. White bloom.

**Profusion**

Heavy bloomer, deep red buds fading to pink. New foliage red fading to bronzy green.

**Robinson**

Deep pink flowers, red fruit, upright, spreading round form. Disease-resistant.

**Spring Snow**

Produces a showy display of pure white flowers without the concern of fruit where it can be a problem on patios and in courtyards. Good resistance to rust and mildew. Zone 4.

**ThunderChild**

Beautiful, single, delicate pink flowers in spring produce dark red fruit. Foliage is deep purple and the tree has an upright spreading habit. Zone 3.

**WEeping CRABAPPLES ON ANTONOVKA**

#1 Lite #1 Hvy.

**Echtermeyer**

Purplish-red flowers, 1 1/2" wide all along weeping branches. Foliage is purple, later turning bronzy green.

**Red Jade**

Dark green foliage, white flowers, showy bright red fruit.

**FLOWERING PLUMS – PRUNUS**

Whip 5-6' 6-7' 7-8' 1" 1¼" 1½"

**Blireiana**

Semi-double, pink to rose. Foliage reddish purple, turning greenish bronze.

**Crimson Pointe™**

The first and only columnar shaped, purple leafed, flowering plum. Height 25-30 ft. Tree has glossy bronze foliage, maroon green when it gets older. White blooms.

**Hollywood**

Pink, flowers early. Purple foliage, very good eating and canning plums. Upright.

**Krauter Vesuvius**

Pink flowers, purple black leaves, oval head to 18 ft.

**Newport**

Single, pink reddish purple foliage.

**Thundercloud**

Pink flowers with deep purple leaf, rounded form, 20 feet high and wide.

**FLOWERING PEAR – PYRUS**

Whip 5-6' 6-7' 7-8' 1" 1¼" 1½"

**Aristocrat®**

Pyramidal form, white flowers, waxy green foliage, strong branches makes it more resistant from storm damage, an excellent street tree.

**Capital**

Tall erect pyramidal-growing deciduous tree with light green foliage. Spectacular pure white blooms.

**Cleveland Select**

Upright, pyramidal form, light green foliage, single white, heavy bloomer.

**Red Spire**

Pyramidal form, large white flowers, glossy green foliage, yellow to red fall color.









**SERVICEBERRY – AMELANCHIER**

Whip 5-6' 6-8' 1" 1¼"






















**Autumn Brilliance (P.P. #5717)**

Fast growing and heavily branching. Reaches mature size early. White flower clusters. Bright red fall color. Foliage resistant to leaf spot. Edible purplish black fruit. ZONE 3-8. Height 20-25' spread 15-20'.


























CORNUS KOUSA		Whip	3-4'	4-5'	5-6'	6-8'
	<b>Celestial</b> Hybrid dogwood. Upright habit. Large, white flowers. Disease resistant.					
	<b>Eddies White Wonder</b> Beautiful big white flowers. Upright and slightly pendulous branching. Height 25' with 20' wide.					
	<b>Satomi</b> Horizontal tiered branches. Pink to red bracts followed in fall by hanging red fruit. Autumn leaves have red/scarlet tint.					
	<b>Summerfun</b> White star shaped blossoms. Produces a red raspberry like fruit. Vivid					
	<b>Venus</b> Creamy white flowers that can reach up to 6 inches in diameter. Vigorous spreading tree. Fast growing, disease resistant.					
PARROTIA PERSICA		Whip	5-6'	6-8'	1"	
	<b>Vanessa</b> Upright Columnar Beautiful tree for every season. Leaves are oval shaped with somewhat scalloped edges.					
GINKGO		Whip	5-6'	6-8'		
	<b>Biloba</b> Unique bright green fan shaped leaves. Tree is considered both a shade tree and ornamental tree. Zone 3-8.					
STEWARDIA		Whip	5-6'	6-8'		
	<b>Japanese</b> Round, columner form. Exfoliated gray bark. Slow growing.					

# FLOWERING & SHADE TREES




















<b>CELTIS OCCIDENTALIS</b>		Whip	5-6'	6-8'	1"	1 1/4"
	<b>Common Hackberry</b> Upright oval shaped, fast grower. Bark has a corky appearance with beautiful fall color. Tolerant to most conditions. Height 50' Spread 40'					
<b>HAWTHORNE – CRATAEGUS</b>		Whip	5-6'	6-7'	7-8'	1" 1 1/4"
	<b>Crimson Cloud (P.P. #2679)</b> 15-20', large single red bloom with white star center. Upright habit, rounded crown, foliage resistant to leaf blight. Thornless glossy red fruit.					
	<b>Lavallei</b> White flowers, orange to red fruit, erect open branching.					
	<b>Paul's Scarlet</b> Clusters of double rose/red flowers in late spring. 20 feet high, 15 feet wide.					
	<b>Toba</b> Hardy. White blooms turn pink in spring. Red fall berries. 18' tall, 12' spread.					
	<b>Winter King</b> 25-30' silver grey bark, white flower clusters. Round vase shape branching, bright red fruit, less susceptible to leaf rust.					
<b>LABURNUM</b>		Whip	5-6'	6-8'	1"	1 1/4"
	<b>Golden Chain Vossii</b> Yellow flower clusters. Small, upright tree with green leaves and bark.					
		#1 Lite	#1	Hvy.		
	<b>Weeping Golden Chain</b> Yellow flowers 6 to 10 inches long, weeping branches.					
<b>LIRIODENDRON TULIPIFERA</b>		Whip	5-6'	6-8'	1"	1 1/4"
	<b>Tulip Tree</b> Large beautiful tree. Colors in fall range from yellow to golden yellow.					
<b>MAGNOLIA</b>		Whip	5-6'	6-8'	1"	
	<b>Butterfly</b> Columnar tree with double yellow 5" flowers with 10-16 pedals on each bloom.					
	<b>Daybreak</b> Early spring bloom. White with pink flower that is up to 4" wide. Zone 4-8.					
	<b>Elizabeth</b> Pyramidal tree with masses of large yellow cup shaped flower.					
	<b>Galaxy</b> Upright with compact spreading. Deep rose-purple flowers. Late blooming.					
	<b>Kobus</b> Early spring bloom. White with pink flower that is up to 4" wide. Zone 4-8.					
	<b>Yellow Bird</b> Upright conical pyramidal. 3" goblet shaped lemon-yellow flower.					
<b>NYSSAN SYLVATICA</b>		Whip	5-6'	6-8'	1"	1 1/4" 1 1/2"
	<b>Sour Gum (Tupelo Tree)</b> Conical Mature height 30'-50' Low maintenance with large glossy 4" leaves. Can live to be 650 years old. Contributes to honey production for bees and produce berries for birds.					
<b>SALIX CAPREA PENDULA</b>		#1 Lite	#1	Hvy.		
	<b>Contorted Pussy Willow</b>					
	<b>Weeping Pussy Willow</b> Graceful weeping branches with white catkins. Grows well in wet areas.					
<b>STYRAX JAPONICUS</b>		Whip	3-4'	4-5'	5-6'	6-8' 1"
	<b>Japanese Snowbell</b> Rounded habit with horizontal branching, height 20' by 15' spread. Dainty bell shaped white flowers. Very fragrant.					
	<b>Snowcone®</b> Pyramidal shape 25' height by 20' wide. Lightly scented creamy-white flowers in early summer. Dark green foliage turning to brilliant yellow in the fall.					
<b>ACER GINNALA</b>		Whip	5-6'	6-8'	1"	1 1/4"
	<b>Amur Maple (tree form)</b> Small dense form, fiery red fall color, slow growing, hardy, grows well in shade.					





















NORWAY MAPLES – ACER PLATANOIDES		Whip	5-6'	6-8'	1"	1¼"	1½"
	<b>Crimson King</b> Maroon summer foliage. Dense rounded form, height 30-40'.						
	<b>Crimson Sentry (P.P. #3258)</b> Columnar, compact, slow growing. Purple leaves. Ideal for small area plantings.						
	<b>Drummondii</b> Leaves light green with white edges. Oval shaped, height 30-40'.						
	<b>Emerald Queen</b> Dark Glossy green foliage. Fast grower, yellow fall color.						
	<b>Royal Red</b> Similar to Crimson King, but slightly hardier.						
ACER FREEMANII		Whip	5-6'	6-8'	1"	1¼"	1½"
	<b>Armstrong</b> Fast growing tree, retains its columnar narrow growth habit. Yellow-orange fall color. Height 45', 15' spread.						
	<b>Autumn Blaze (P.P.# 4864)</b> Dense oval head, strong branching, brilliant long lasting fall color, fast grower.						
	<b>Autumn Fantasy® (P.P.#7655)</b> Fast-growing full-crowned tree, rapid growth. Ability to withstand adverse conditions. Heavy leaf population turns an intense ruby-red until heavy frost.						
RED MAPLE – ACER RUBRUM		Whip	5-6'	6-8'	1"	1¼"	1½"
	<b>Autumn Flame</b> Symmetrical, red fall color. First Red Maple to color in the fall.						
	<b>Bowhall</b> 40', 15' spread, upright pyramidal form, yellow-orange to red-orange fall color, medium green foliage.						
	<b>Brandywine</b> Medium-size, columnar crown. Leaves green, fall color red, turns purple-red. Light gray bark turning dark gray with age. Resistant to potato leafhopper.						
	<b>Burgandy Belle (Magnificent Magenta)</b> Drought tolerant cultivar, a vigorous grower with dense foliage and an oval crown. Fall color bright red turning to an intense burgundy.						
	<b>Karpick</b> 35-40', 20' spread, a dense upright grower, red twig branches, green foliage, yellow-red fall color, good street tree.						
	<b>October Glory®</b> Rounded head. Deep red to reddish-purple in the fall.						
	<b>Red Maple</b> Seedling - Fast grower with green foliage and red fall color. Oval Shapes with Height of 40' to 60'.						
	<b>Red Rocket</b> Narrow and upright slow grower compared to most Red Maples. Foliage is green with orange-red to red coloring in fall.						
	<b>Red Sunset®</b> Upright spreading in youth, developing to a rounded outline at maturity. Brilliant orange-red fall color.						
	<b>Sun Valley</b> Upright oval habit of growth, attractive red flowers in early spring, and brilliant red foliage in fall. Mature Height: 30-40' Spread: 25-35'						
SUGAR MAPLE – ACER SACCHARUM		Whip	5-6'	6-8'	1"	1¼"	1½"
	<b>Legacy (P.P. #4979)</b> Fast growing maple with well proportioned oval shaped branching. Excellent fall color. Height 50 feet, 35 feet spread.						
	<b>Sugar</b> Excellent shade tree with green foliage Yellow and burnt orange in the fall.						
ACER TRUNCATUM		Whip	5-6'	6-8'	1"	1¼"	1½"
	<b>Main Street® Maple</b> Dark green foliage, bright orange in fall. Round pyramid shape. Zones 4-5. Grow to 30' tall by 20' wide.						
	<b>Pacific Sunset (P.P. 7433)</b> 30', 20' spread, upright oval shape, dark green glossy foliage, early yellow-orange to bright red fall color.						
	<b>Norwegian Sunset (P.P. 7529)</b> Upright shape, good branching structure. Glossy green leaves turning yellow orange to red in fall. Good heat and drought tolerance. Height 3 5', 2 5' spread.						

BIRCH – BETULA		Whip	5-6'	6-8'	1"	1¼"	1½"	2"
✻	<b>Cutleaf Weeping</b> Rounded weeping form. White bark deeply cut leaves droop on the branches.							
✻	<b>Crimson Frost</b> Burgundy to purple foliage. White bark with cinnamon hues. Grows upright in pyramid shape. 25-40' tall.							
✻	<b>Dakota Pinnacle</b> Good tree for colder climates. Amazing fall color. Strong, hardy and colorful.							
✻	<b>European White</b> Pendulous form. White exfoliating bark. Yellow fall color.							
✻	<b>Heritage</b> Fast growing cultivar of River Birch. Disease and pest resistant.							
✻	<b>Jacquemonti</b> Whitest of all birches. Shiny green leaves, golden fall color.							
✻	<b>Paper Birch</b> Creamy white exfoliating bark. Loose pyramidal form.							
		#1 Lite	#1	Hvy.				
✻	<b>Youngii Weeping</b> Slender pendulous branches. White bark, yellow fall color.							
✻	<b>Youngii Weeping, Contorted</b> Slender pendulous branches. White bark, yellow fall color.							
BIRCH-CLUMP FORM – BETULA		3-4'	4-5'	5-6'	6-8'	8-10'		
✻	<b>Heritage</b> Fast growing cultivar of River Birch. Disease and pest resistant.							
✻	<b>Jacquemonti</b> Whitest of all birches. Shiny green leaves with golden fall color.							
CARPINUS		Whip	5-6'	6-8'	1"	1¼"	1½"	
✻	<b>American Hornbeam</b> Slow growing, small to medium tree. Rounded form.							
✻	<b>Common Hornbeam (European)</b> Used to make European style hedges.							
✻	<b>Franz Fontaine</b> Columnar, height 30' with a 15' spread. Most narrow of the betulus varieties.							
✻	<b>Japanese Hornbeam (Japonica)</b> Small growing, attractive foliage, dark green, serrated leaves. 25' by 25'.							
✻	<b>Pyramidal Hornbeam (Fastigiata)</b> Dense columnar tree when young, becoming pyramidal with age. Yellow fall color.							
CERCIDIPHYLLUM JAPONICUM		Whip	4-5'	5-6'	6-8'	1"	1¼"	
✻	<b>Hanna's Heart® (Biringers Katsura P.P.#21711)</b> Upright form of Katsura. Dark green heart shaped leaves throughout the year. Yellow fall color. Winter hardiness. Holds leaves late Autumn. 10' spread. 25' height.							
✻	<b>Katsura (Bareroot)</b> Heart shaped blue-green leaves. Yellow orange fall color. Slow grower.							
✻	<b>Red Fox</b> A medium sized columnar growth with multi-season appeal with purple-red heart shaped leaves. Foliage Provides a delightful sweet and spicy scent. 20' H x 15' W							
		3-4'	4-5'	5-6'	6-8'			
✻	<b>Katsura Multi-Stem</b> Heart shaped blue-green leaves. Yellow orange fall color. Slow grower.							
		#1 Lite	#1	Hvy.				
✻	<b>Weeping Katsura</b> one of the most graceful weeping trees. Blue Green lush heart shaped leaves, on slender pendulous branches.							
FAGUS BEECH		Whip	5-6'	6-8'	1"			
✻	<b>Dawyck Purple Beech</b> Grows fast - tall and narrow. Rich dark purple foliage all season.							
✻	<b>Red Obelisk</b> Tall, narrow tree, just like Dawyck but with irregular dark purple leaves.							
✻	<b>Riversii Fagus</b> Darkest purple foliage of all purple leaf Beech. Height 40'-50'.							
		#1 Lite	#1	Hvy.				
✻	<b>Purple Fountain</b> Dark purple leaves with upright growth. One of the most popular beeches.							



FRAXINUS (ASH)		Whip	5-6'	6-8'	1"	1¼"	1½"	
<b>Autumn Applause® White Ash (P.P. #3769)</b> Compact crown and a textured appearance. Seedless. Fall color deep wine-red and holding until frost. Doesn't revert to yellow/green. Height 45', width 55'. <b>Autumn Purple</b> Great shade tree, deep red, maroon or purple fall color. Grows 2'-3' per year. <b>Golden Desert</b> Small rounded shape. Golden bark. Yellow foliage. 20' high 18' wide. <b>Raywood</b> 35' oval crown. Small narrow serrated foliage, beautiful purple-red fall color. <b>Patmore (P.P.4684)</b> Seedless. Upright branches, foliage green, turns yellow in fall. Very hardy. <b>FRAXINUS NOT AVAILABLE TO CANADA.</b>								
LIQUIDAMBER STYRACIFLUA		Whip	5-6'	6-8'	1"	1¼"	1½"	
	<b>American Sweetgum</b> Shade tree with star shaped leaves, brilliant fall colors. Medium grower. Zone 5-9.							
	<b>Slender Silhouette</b> Columnar sweetgum, slow growing, narrow, upright habit. Red-purple. Yellow fall.							
	<b>Worplesdon Sweetgum</b> Pyramidal/oval form. Unique glossy green leaves. Fall color is orange-purple. Very hardy, good to -29°F. 40' by 25'.							
PLATANUS ACERIFOLIA		Whip	5-6'	6-8'	1"	1¼"	1½"	
	<b>Exclamation</b> Large pyramidal tree. Resistant to anthracnose and frost cracking. Zones 4-8.							
	<b>London Plane</b> Rapid growing tree with a broad open head. Medium dark green leaves.							
POPULAS (POPLAR)		Whip	5-6'	6-8'	1"	1¼"	1½"	2"
	<b>Lombardi</b> Fast growing, narrow columnar with dense branching.							
	<b>Quaking Aspen</b> Grows to 50'. Fast growing green leaves with silver undersides. Yellow in fall.							
	<b>Swedish Aspen</b> Fast growing columnar tree. Seedless, orange-yellow fall color. Leaves create a soft, relaxing rustling sound. Height 30-36' with a spread of 5'.							
OAK – QUERCUS		Whip	5-6'	6-8'	1"	1¼"	1½"	
	<b>Columnar English</b> Deep green foliage, yellow-brown fall color. Height 40 feet and 20 feet wide.							
	<b>Crimson Spire</b> Fast growing hardy columnar tree. Rich dark green leaves in summer turning to rusty red/bright red in the fall.							
	<b>Green Pillar</b> An impressive columnar form of Pin Oak, with glossy, dark green leaves. Deep red to bronze in late autumn. 45' with 9' spread.							
	<b>English</b> White oak, most common oak in England. large deciduous tree with a magnificent broad spreading crown. Slow growing.							
	<b>Kindered Spirit®</b> Upright English Oak. Highly resistant to mildew. Height 35' with 6' spread. Winter hardy. Dark glossy leaves.							
	<b>Oregon White Oak (Gary)</b> One of four native west coast oaks. Massive branching trunks grow to 50' -90'.							
	<b>Pin</b> Compact, pyramidal form. Dense branches. Red fall color turns brown.							
	<b>Regal Prince</b> Columnar tree 40' -60' tall, 25' wide. Resistant to powdery mildew and borers.							
	<b>Red</b> Broad round head. Large, oval lobed green leaves. Red fall color.							
	<b>Scarlet Oak</b> Fast growing. Glossy, deep green leaves, scarlet in fall. Open, rounded shade tree.							
	<b>Swamp White Oak</b> Native tree with lustrous, textured leaves. Green/white leaf, turns gold in fall.							

<b>WILLOW – SALIX</b>		Whip	5-6'	6-8'	1"	1¼"	1½"
 <b>Babylonica (Green)</b> Broad round head. Leaves bright green, and weep gracefully Height 30-40 ft.							
 <b>Globe Navaho</b> Hardy, rounded umbrella shaped head, green leaves turn yellow in fall. 30-40 ft.							
 <b>Golden Cork Screw</b> Gold spiral twisted branches, yellow fall color. 30 ft.							
 <b>Niobe (Golden)</b> Rounded head with weeping branches. Leaves are yellow-greenish, turning yellow in the fall. Height 40-50 ft.							
		#1 Lite	#1	Hvy.			
 <b>Golden Cork Screw - contorted</b> Gold spiral twisted branches, yellow fall color. 30 ft.							
<b>MOUNTAIN ASH – SORBUS</b>		Whip	5-6'	6-8'	1"	1¼"	1½"
 <b>European</b> Rounded open form. White flowers. Red-orange to red fall fruit.							
 <b>Cardinal Royal (P.P. #3114)</b> 35', 20' spread, upright narrow oval shape, brilliant red berries, rust fall color, rich green leaves with silver beneath.							
<b>TILIA CORDATA</b>		Whip	5-6'	6-8'	1"	1¼"	
 <b>Littleleaf Linden</b> Densely pyramidal form, small yellow fragrant flowers, dark green leaves with silver underneath.							
 <b>Greenspire</b> Narrow oval form, fast, straight growing trunk. 40' by 30' wide.							
 <b>Corinthian</b> Narrow pyramidal form, dark green foliage, yellow fall color. 4 5', 15' wide							
 <b>Silver Linden</b> Drought Tolerant and very hardy. Very stunning leaves Dark green with silver fuzz underneath. Moderate grower with 2' per year. Yellow small clusters bloom.							
 <b>Sterling Linden</b> Pyramidal form. Dark green leaves are strikingly silver and fuzzy underneath. Fragrant summer blooming flowers are yellow. 50' tall x 25' wide							
<b>ULMUS</b>		Whip	5-6'	6-8'	1"	1¼"	1½"
 <b>Emerald Sunshine®</b> Fast growing, tough and adaptable Shade tree. Vase Shaped. Foliage is deep green with yellow fall colors. Resistant to Dutch Elm and Phloem Necrosis Disease. Insect Resistant-Elm Leaf beetle and Jap. Beetle.							
 <b>Frontier (Carpinifolia x Parvifolia)</b> Glossy dark green foliage, turns burgundy in the fall. Compact form, broad oval shape, height 25 feet and 15 feet spread. Resistant to Dutch Elm disease.							
 <b>Princeton</b> Dark green foliage with yellow fall color. Dutch Elm Disease resistant. Oval, upright shaped becoming rounder with age.							
		#1 Lite	#1	Hvy.			
 <b>Camperdown Weeping Elm</b> Weeping branches. Grows in height of up to 20 ft. Leaves are dense and large.							
<b>NOTE:</b> Ulmus only available to Quebec and Ontario Canadian customers. <b>ULMUS NOT AVAILABLE TO BRITISH COLUMBIA</b>							
<b>ZELKOVA</b>		Whip	5-6'	6-8'	1"	1¼"	1½"
 <b>Columnar Zelkova</b> Very narrow upright, vase shaped. Yellow fall color. 45' by 15' spread.							
 <b>Green Vase</b> Vigorous Grower, straight trunk and upright branching. Leaves deep green, turn rusty red in fall.							
<b>NOTE:</b> Zelkova only available to Quebec and Ontario Canadian customers. <b>ZELKOVA NOT AVAILABLE TO BRITISH COLUMBIA</b>							



29

NAME \_\_\_\_\_

[illegible]



NAME \_\_\_\_\_

[illegible]



P.O. Box 2809 • MOUNT VERNON, WA 98273  
Office (360) 848-5151 Fax (360) 848-5959

## CREDIT APPLICATION

---

NAME OF APPLICANT

---

STREET ADDRESS

TELEPHONE NUMBER

---

CITY

STATE

ZIP

---

TYPE OF BUSINESS

DATE STARTED

( ) If corporation, list President, Treasurer and Secretary below.

( ) If Partnership, list all partners below.

( ) If Sole Proprietorship, list owner information below.

---

Name

Home Address

Phone

---

Name

Home Address

Phone

---

Name

Home Address

Phone

---

Bank Reference

Account No.

Type

List Three Business References:

---

Name

Phone

FAX

Credit Limit

---

Name

Phone

FAX

Credit Limit

---

Name

Phone

FAX

Credit Limit

The applicant has delivered this request to Biringer Nursery, LLC for the extension of credit. The applicant swears that the information received is accurate to the best of his/her knowledge and understands that Biringer Nursery, LLC will rely on the accuracy and completeness of this statement. Applicant must be at least 18 years old.

I/We authorize Biringer Nursery, LLC to obtain credit information from the above listed credit references or through the credit bureau agency. I/We also authorize Biringer Nursery, LLC to report to proper persons and credit bureaus my performance of this agreement and to complete credit references about credit experience with me.

I/We agree to pay the "total amount due" by the last day of the month following the statement date. I/We understand that if the full balance is not paid when due, a monthly finance charge of one and one half percent (1.5%) which is equivalent to eighteen percent (18%) APR will be assessed and applied to the current balance. A minimum finance charge of \$1.00 applies.

I/We also agree to pay all fees assessed on the account for collection of the balance without relief from valuation and appraisal laws. Fees may include, but not limited to, all attorney fees and court cost. I also agree to pay a returned check fee of \$30.00, if applicable.

---

Signature of Individual Guarantor



# We're Online!

Please visit us at  
[www.BiringerNursery.com](http://www.BiringerNursery.com)

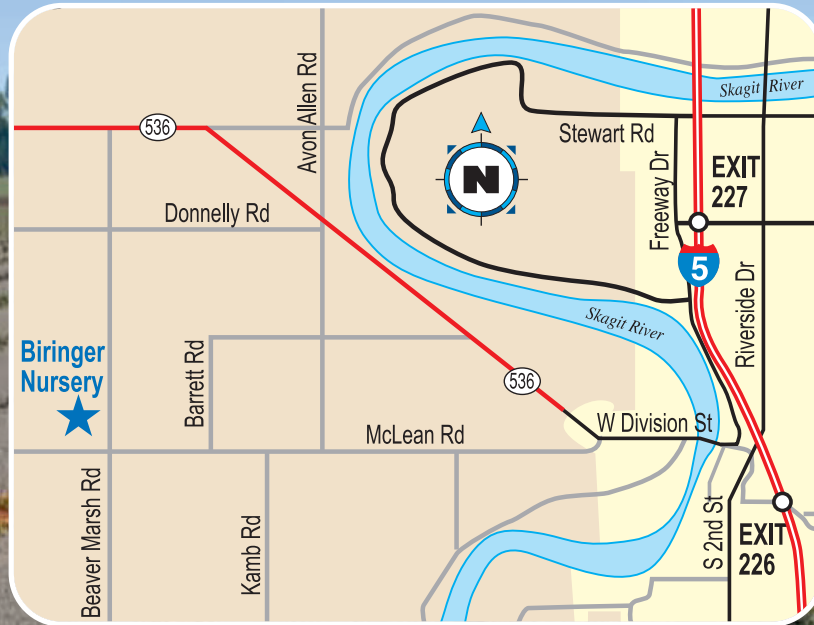


The Biringer Family- Jacob, Kate, Hanna, Joe Jr, Mary Ann, Joe Sr, Melissa (Missy),  
Cory, Sadie, Nicole, Matt, Megan, Chloe and Zack.



## LOCATION

15060 Beaver Marsh Road • Mount Vernon, WA 98273



# BIRINGER NURSERY

Wholesale growers of Fruit, Flowering, Shade Trees, and Deciduous Shrubs

P.O. Box 2809, Mount Vernon, WA, 98273 • (360) 848-5151 • FAX (360) 848-5959  
[www.BiringerNursery.com](http://www.BiringerNursery.com) • [biringernursery@gmail.com](mailto:biringernursery@gmail.com)